

REVISION					
ZONE	REV	DESCRIPTION	DATE	CHANGED BY	APPROVED
	A	INITIAL RELEASE	01/02/2025	TUFRERE	DGUST

F

E

D

C

B

A

F

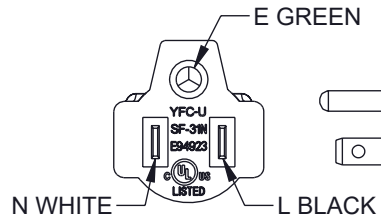
E

D

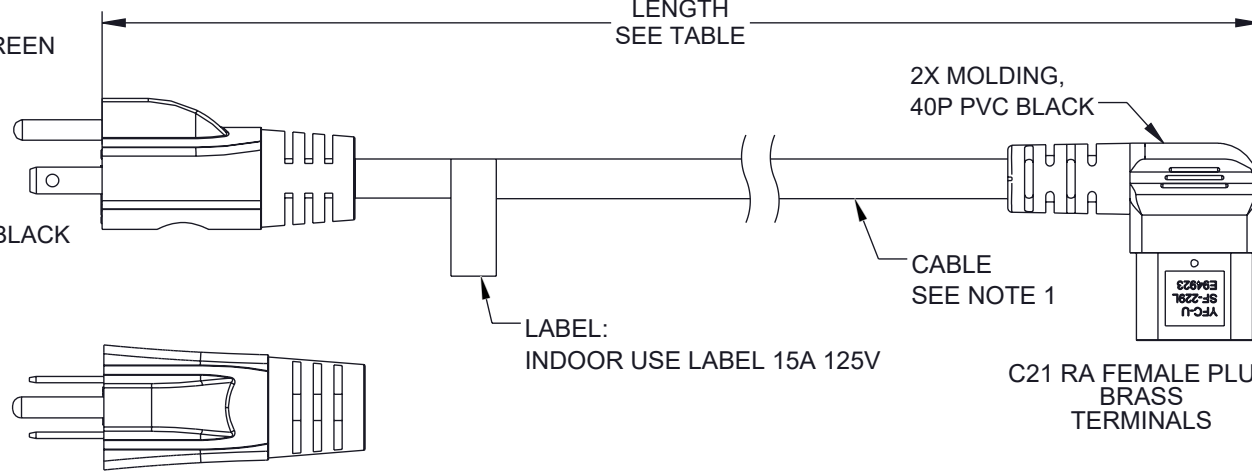
C

B

A



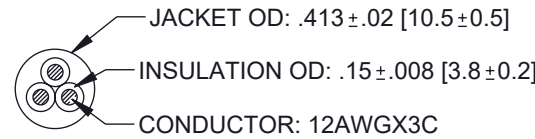
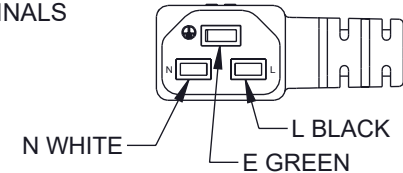
N5-15 MALE PLUG  
NICKEL PLATED  
TERMINALS



2X MOLDING,  
40P PVC BLACK

CABLE  
SEE NOTE 1

C21 RA FEMALE PLUG  
BRASS  
TERMINALS



NOTES:

- CABLE:  
SJT 12AWG 3C 105°C 300V VW-1 JACKET: PVC, BLACK  
MARKING (NO.682): (UL) E135710-F5 SJT 3X12AWG 105°C 300V VW-1  
C(UL) SJT 3X3.31MM2(12AWG) 105°C 300V FT2
- ELECTRICAL CHARACTERISTICS:  
DIELECTRIC VOLTAGE WITHSTAND TEST: 1500V / 1 SEC  
CONDUCTOR RESISTANCE ≤ 5.69Ω/1000M AT 20°C  
VOLTAGE RATING: AC 300V AT 20°C.
- CABLE ASSEMBLY SHALL BE TESTED FOR CONTINUITY.
- CABLE ASSEMBLY SHALL BE INDIVIDUALLY PACKAGED.

REGULATORY COMPLIANCE:  
EU RoHS DIRECTIVE (MOST RECENT RELEASED VERSION).

ITEM NO.	LENGTH	
	METERS [MM]	FT [IN]
PCS11L2-BLK-6F	1.83 [±30]	6.0 [±1.18]
PCS11L2-BLK-10F	3.05 [±30]	10.0 [±1.18]
PCS11L2-BLK-15F	4.57 [±30]	15.0 [±1.18]

THE INFORMATION CONTAINED IN THIS DRAWING IS THE SOLE PROPERTY OF INFINITE ELECTRONICS, INC. ANY REPRODUCTION IN PART OR WHOLE WITHOUT THE WRITTEN PERMISSION OF INFINITE ELECTRONICS, INC. IS PROHIBITED. THESE COMMODITIES, TECHNOLOGY OR SOFTWARE WERE EXPORTED FROM THE UNITED STATES IN ACCORDANCE WITH THE EXPORT ADMINISTRATION REGULATIONS. DIVERSION CONTRARY TO U.S. LAW PROHIBITED.

UNLESS OTHERWISE SPECIFIED LEADING DIMENSIONS ARE INCHES DIMENSIONS IN [ ] ARE MILLIMETERS

TOLERANCES:  
 X = ±.2 [5]      FRACTIONS ± 1/32  
 .XX = ±.02 [0.5]      ANGLES ± 1°  
 .XXX = ±.005 [0.13]

CABLE LENGTH TOLERANCES:  
 ≤12 [305] = +1 [25] / -0  
 >12 [305] ≤ 60 [1524] = +2 [51] / -0  
 >60 [1524] ≤ 120 [3048] = +4 [102] / -0  
 >120 [3048] ≤ 300 [7620] = +6 [152] / -0  
 >300 [7620] = +5% / -0

ALL DIMENSIONS ARE FOR REFERENCE ONLY AND SUBJECT TO CHANGE WITHOUT NOTICE. UN-DIMENSIONED/NON-CRITICAL FEATURES MAY VARY IN SIZE AND LOCATION. COLORS MAY VARY.



Website: www.L-com.com  
Phone: 1.800.341.5266 | 1.978.682.6936

INTERPRET ALL DIMENSIONS AND TOLERANCES PER ASME Y14.5

SCALE	SHEET
NONE	1 OF 1

DESCRIPTION				
N5-15-C21 LA HIGH TEMP POWER CORD, 15 AMP				
SIZE	CAGE CODE	DRAWN BY	ITEM NO.	REV
A	43321	TUFRERE	PCS11L2-BLK	A