

6

5

4

3

2

1

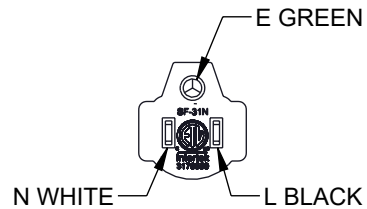
REVISION

ZONE	REV	DESCRIPTION	DATE	CHANGED BY	APPROVED
	A	INITIAL RELEASE	02/14/2024	KGLEBOVA	GUTTADAURO

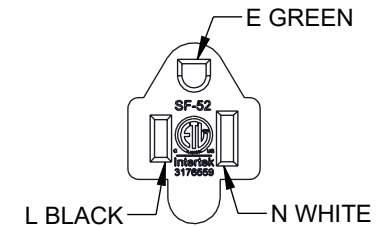
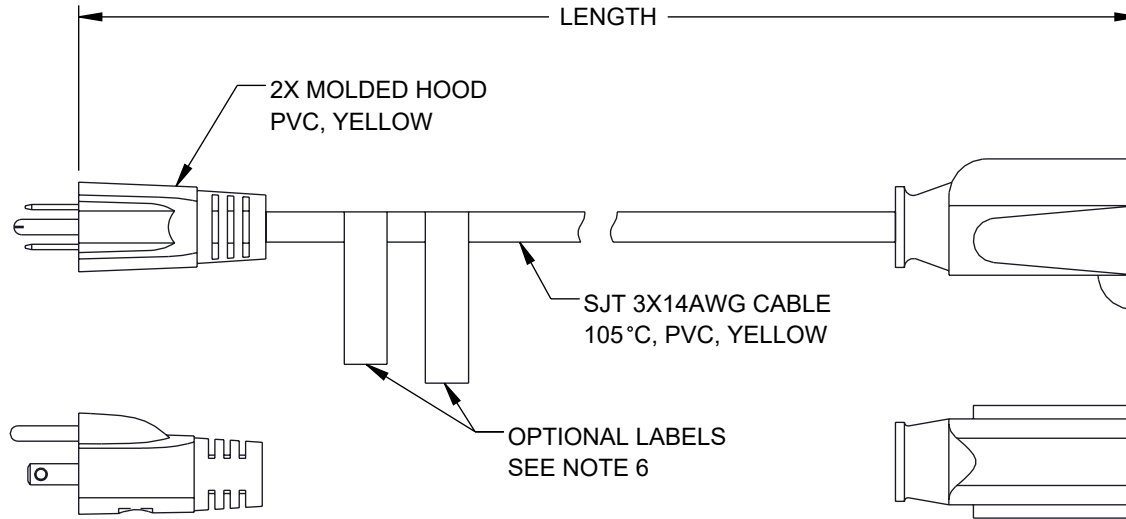
F

F

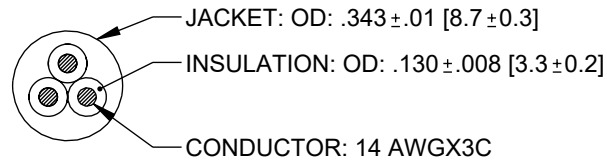
LENGTH



NEMA 5-15P MALE CONNECTOR
NICKEL PLATED PINS



NEMA 5-15R FEMALE CONNECTOR
NICKEL PLATED PINS



NOTES:

1. DIELECTRIC VOLTAGE WITHSTAND TEST: 1500V / 1 SEC.
2. CONDUCTOR RESISTANCE: 9.05Ω/1000M AT 20°C.
3. CABLE VOLTAGE RATING: AC 300V AT 20°C.
4. CABLE ASSEMBLY RATED FOR 125V/15A.
5. CABLE MARKING : (ETL) US 3176559 SJT 3X14AWG 105°C 300V VW-1 C(ETL) SJT 3X2.08mm² (14AWG) FT2. / (ETL) US 5019033 SJT 3X14AWG 105°C 300V VW-1 C(ETL) SJT 3X2.08mm² (14AWG) FT2.
6. OPTIONAL LABELS MAY INCLUDE UL, CURRENT AND/OR WARNING.
7. CABLE ASSEMBLY SHALL BE TESTED FOR CONTINUITY.
8. CABLE ASSEMBLY SHALL BE INDIVIDUALLY PACKAGED.

REGULATORY COMPLIANCE:

EU RoHS DIRECTIVE (MOST RECENT RELEASED VERSION)

THE INFORMATION CONTAINED IN THIS DRAWING IS THE SOLE PROPERTY OF INFINITE ELECTRONICS, INC. ANY REPRODUCTION IN PART OR WHOLE WITHOUT THE WRITTEN PERMISSION OF INFINITE ELECTRONICS, INC. IS PROHIBITED. THESE COMMODITIES, TECHNOLOGY OR SOFTWARE WERE EXPORTED FROM THE UNITED STATES IN ACCORDANCE WITH THE EXPORT ADMINISTRATION REGULATIONS. DIVERSION CONTRARY TO U.S. LAW PROHIBITED.

ITEM NO	LENGTH	
	METERS	FEET
PCS034-25F	7.62	25
PCS034-50F	15.24	50

UNLESS OTHERWISE SPECIFIED LEADING DIMENSIONS ARE INCHES DIMENSIONS IN [] ARE MILLIMETERS

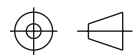
TOLERANCES:
 .X = ±.2 [5] FRACTIONS
 .XX = ±.02 [0.5] ± 1/32
 .XXX = ±.005 [0.13] ANGLES ± 1°

CABLE LENGTH TOLERANCES:
 ≤12 [305] = +1 [25] / -0
 >12 [305] ≤ 60 [1524] = +2 [51] / -0
 >60 [1524] ≤ 120 [3048] = +4 [102] / -0
 >120 [3048] ≤ 300 [7620] = +6 [152] / -0
 >300 [7620] = +5% / -0

ALL DIMENSIONS ARE FOR REFERENCE ONLY AND SUBJECT TO CHANGE WITHOUT NOTICE. UN-DIMENSIONED/NON-CRITICAL FEATURES MAY VARY IN SIZE AND LOCATION. COLORS MAY VARY.

L-com
an INFINIT[®] brand

Website: www.L-com.com
Phone: 1.800.341.5266 | 1.978.682.6936



INTERPRET ALL DIMENSIONS AND TOLERANCES PER ASME Y14.5

SCALE	SHEET
NONE	1 OF 1

DESCRIPTION

N5-15P TO N5-15R INDOOR EXTENSION CORD, SJT

SIZE	CAGE CODE	DRAWN BY	ITEM NO.	REV
A	43321	KGLEBOVA	PCS034-XXX	A

6

5

4

3

2

1