

6

5

4

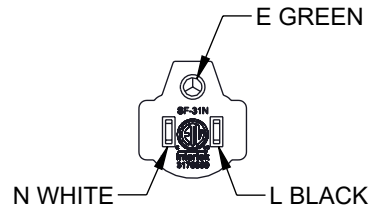
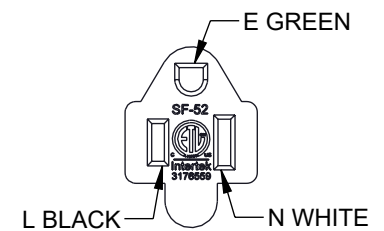
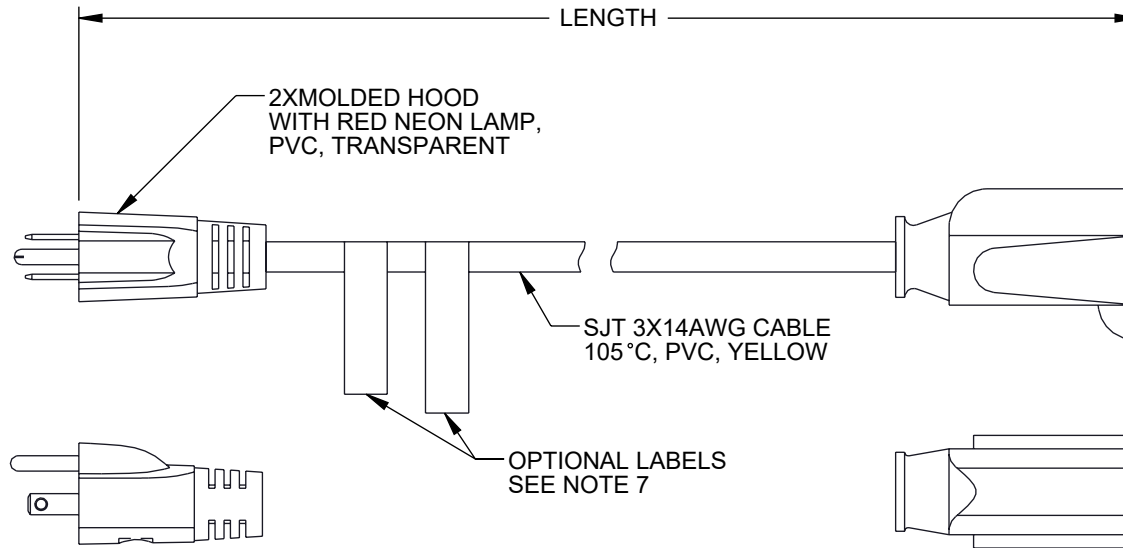
3

2

1

## REVISION

ZONE	REV	DESCRIPTION	DATE	CHANGED BY	APPROVED
	A	INITIAL RELEASE	05/01/2025	AKRESOWSKI	DGUST

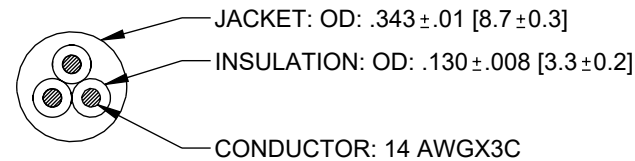
NEMA 5-15P MALE  
CONNECTOR  
NICKEL PLATED PINSNEMA 5-15R FEMALE  
CONNECTOR  
NICKEL PLATED PINS

## NOTES:

1. DIELECTRIC VOLTAGE WITHSTAND TEST: 1500V / 1 SEC.
2. CONDUCTOR RESISTANCE: 9.05Ω/1000M AT 20°C.
3. CABLE VOLTAGE RATING: AC 300V AT 20°C.
4. CABLE ASSEMBLY RATED FOR 125V/15A.
5. CABLE MARKING : (ETL) US 3176559 SJT 3X14AWG 105°C 300V VW-1 C(ETL) SJT 3X2.08mm<sup>2</sup> (14AWG) FT2. / (ETL) US 5019033 SJT 3X14AWG 105°C 300V VW-1 C(ETL) SJT 3X2.08mm<sup>2</sup> (14AWG) FT2.
6. RED NEON LAMP WARNING:  
BLACK - RESISTANCE PIN;  
WHITE - NO RESISTANCE PIN.
7. OPTIONAL LABELS MAY INCLUDE UL, CURRENT AND/OR WARNING.
8. CABLE ASSEMBLY SHALL BE TESTED FOR CONTINUITY.
9. CABLE ASSEMBLY SHALL BE INDIVIDUALLY PACKAGED.

REGULATORY COMPLIANCE:  
EU RoHS DIRECTIVE (MOST RECENT RELEASED VERSION)

THE INFORMATION CONTAINED IN THIS DRAWING IS THE SOLE PROPERTY OF INFINITE ELECTRONICS, INC. ANY REPRODUCTION IN PART OR WHOLE WITHOUT THE WRITTEN PERMISSION OF INFINITE ELECTRONICS, INC. IS PROHIBITED. THESE COMMODITIES, TECHNOLOGY OR SOFTWARE WERE EXPORTED FROM THE UNITED STATES IN ACCORDANCE WITH THE EXPORT ADMINISTRATION REGULATIONS. DIVERSION CONTRARY TO U.S. LAW PROHIBITED.



ITEM NO	LENGTH	
	METERS	FEET
PCI034LEDSJT-100FT	30.48	100

UNLESS OTHERWISE SPECIFIED  
LEADING DIMENSIONS ARE INCHES  
DIMENSIONS IN [ ] ARE MILLIMETERS

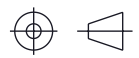
TOLERANCES:  
X = ±.2 [5]      FRACTIONS  
.XX = ±.02 [0.5]      ± 1/32  
.XXX = ±.005 [0.13]      ANGLES ± 1°

CABLE LENGTH TOLERANCES:  
≤12 [305] = +1 [25] / -0  
>12 [305] ≤ 60 [1524] = +2 [51] / -0  
>60 [1524] ≤ 120 [3048] = +4 [102] / -0  
>120 [3048] ≤ 300 [7620] = +6 [152] / -0  
>300 [7620] = +5% / -0

ALL DIMENSIONS ARE FOR REFERENCE ONLY  
AND SUBJECT TO CHANGE WITHOUT NOTICE.  
UN-DIMENSIONED/NON-CRITICAL FEATURES  
MAY VARY IN SIZE AND LOCATION  
COLORS MAY VARY

**L-com**  
an INFINIT® brand

Website: [www.L-com.com](http://www.L-com.com)  
Phone: 1.800.341.5266 | 1.978.682.6936



INTERPRET ALL DIMENSIONS AND  
TOLERANCES PER ASME Y14.5

SCALE: NONE      SHEET: 1 OF 1

## DESCRIPTION

POWER CABLE ASSY, NEMA 5-15P LED POWER INDICATOR TO  
NEMA 5-15R LED GROUND INDICATOR, SJT 14AWG X 3C 105°C

SIZE	CAGE CODE	DRAWN BY	ITEM NO.	REV
A	43321	AKRESOWSKI	PCI034LEDSJT	A

6

5

4

3

2

1