

6

5

4

3

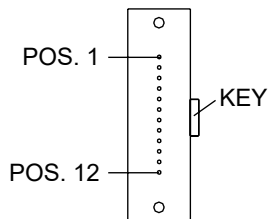
REVISION

1

## FIBER PATHWAY

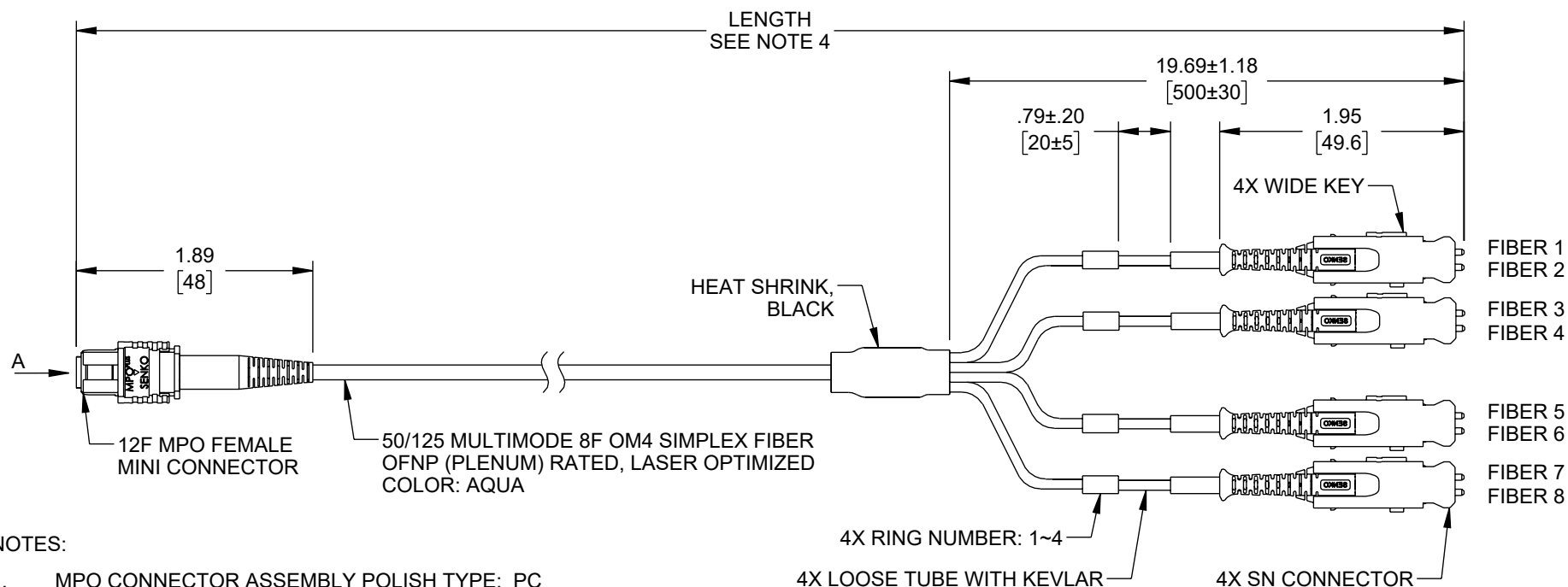
FIBER #	FIBER COLOR	END A		END B	
		POS. #	RING	SN	
1	BLUE	1	1	WIDE KEY	
2	ORANGE	2		NARROW KEY	
3	GREEN	3	2	WIDE KEY	
4	BROWN	4		NARROW KEY	
5	SLATE	9	3	WIDE KEY	
6	WHITE	10		NARROW KEY	
7	RED	11	4	WIDE KEY	
8	BLACK	12		NARROW KEY	

ZONE	REV	DESCRIPTION	DATE	CHANGED BY	APPROVED
	A	INITIAL RELEASE	10/20/2023	SREITER	PHOSPODAR



AUXILIARY VIEW-A

LENGTH (L)	LENGTH TOL.
$L \leq 1\text{m}$	+50mm/-0
$1\text{m} \leq L \leq 10\text{m}$	+100mm/-0
$L > 10\text{m}$	+1%*L/-0



## NOTES:

- MPO CONNECTOR ASSEMBLY POLISH TYPE: PC  
SN CONNECTOR ASSEMBLY POLISH TYPE: UPC
- ALL CONNECTORS ACCOMPANIED WITH A DUST CAP INSTALLED (NOT SHOWN).
- CABLE ASSEMBLY SHALL BE INDIVIDUALLY PACKAGED IAW L-COM SPECIFICATION PS-0031.
- CABLE ASSEMBLY LENGTH DETERMINED BY ITEM PN AND DESCRIPTION.

REGULATORY COMPLIANCE:  
EU RoHS DIRECTIVE (MOST RECENT RELEASED VERSION).

THE INFORMATION CONTAINED IN THIS DRAWING IS THE SOLE PROPERTY OF INFINITE ELECTRONICS, INC. ANY REPRODUCTION IN PART OR WHOLE WITHOUT THE WRITTEN PERMISSION OF INFINITE ELECTRONICS, INC. IS PROHIBITED. THESE COMMODITIES, TECHNOLOGY OR SOFTWARE WERE EXPORTED FROM THE UNITED STATES IN ACCORDANCE WITH THE EXPORT ADMINISTRATION REGULATIONS. DIVERSION CONTRARY TO U.S. LAW PROHIBITED.

UNLESS OTHERWISE SPECIFIED  
LEADING DIMENSIONS ARE INCHES  
DIMENSIONS IN [ ] ARE MILLIMETERS

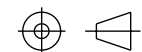
TOLERANCES:  
 .X = ±.2 [5]      FRACTIONS ± 1/32  
 .XX = ±.02 [0.5]      ANGLES ± 1°  
 .XXX = ±.005 [0.13]

CABLE LENGTH TOLERANCES:  
 ≤12 [305] = +1 [25] / -0  
 >12 [305] ≤ 60 [1524] = +2 [51] / -0  
 >60 [1524] ≤ 120 [3048] = +4 [102] / -0  
 >120 [3048] ≤ 300 [7620] = +6 [152] / -0  
 >300 [7620] = +5% / -0

ALL DIMENSIONS ARE FOR REFERENCE ONLY  
AND SUBJECT TO CHANGE WITHOUT NOTICE.  
UN-DIMENSIONED/NON-CRITICAL FEATURES  
MAY VARY IN SIZE AND LOCATION  
COLORS MAY VARY

**L-com**  
an INFINIT@ brand

Website: www.L-com.com  
Phone: 1.800.341.5266 | 1.978.682.6936



INTERPRET ALL DIMENSIONS AND  
TOLERANCES PER ASME Y14.5

SCALE	SHEET
NONE	1 OF 1

## DESCRIPTION

MPO W/O PINS - 4XSN (8 STRAND), UPC, OM4, PLENUM RATED

SIZE	CAGE CODE	DRAWN BY	ITEM NO.	REV
A	43321	SREITER	MPF-8M4-SNUP	A

6

5

4

3

2

1