

6

5

4

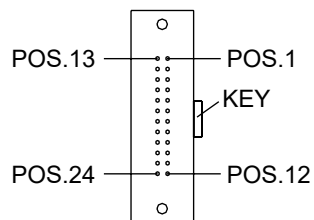
3

2

1

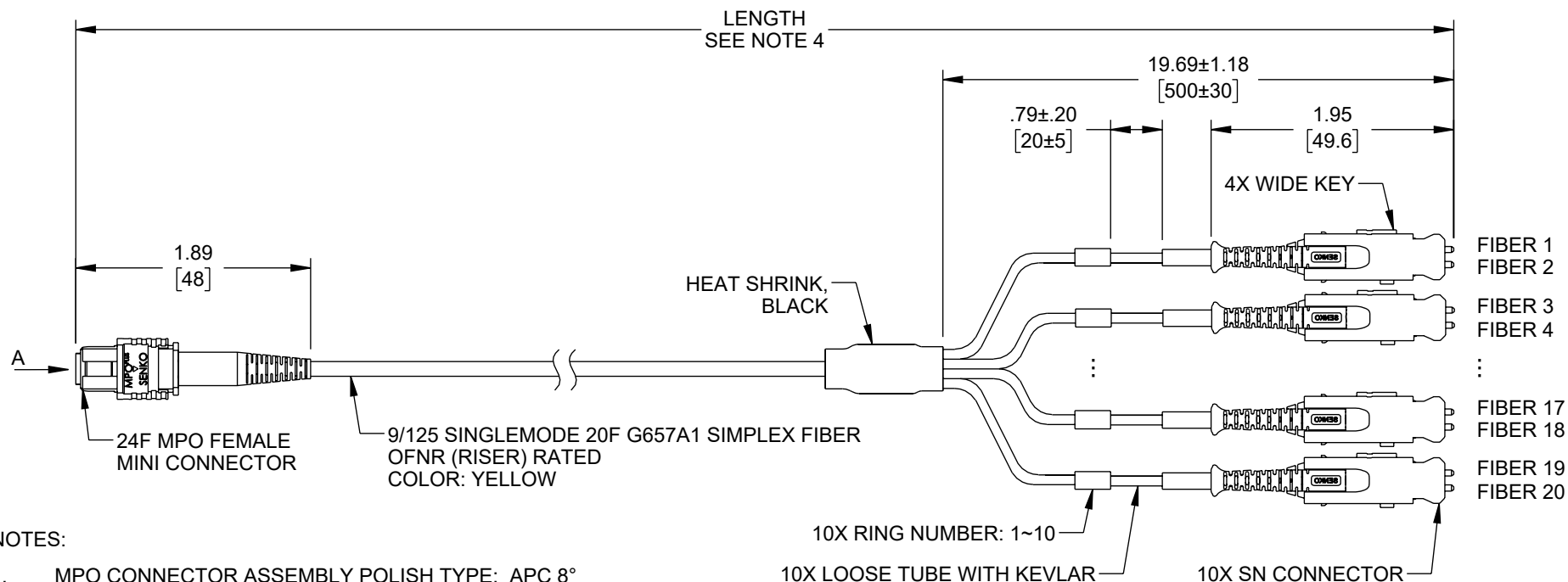
REVISION

ZONE	REV	DESCRIPTION	DATE	CHANGED BY	APPROVED
	A	INITIAL RELEASE	10/20/2023	SREITER	PHOSPODAR



LENGTH (L)	LENGTH TOL.
$L \leq 1\text{m}$	+50mm/-0
$1\text{m} \leq L \leq 10\text{m}$	+100mm/-0
$L > 10\text{m}$	+1%*L/-0

AUXILIARY VIEW-A
FIBER PATHWAY: SEE SHEET 2



NOTES:

- MPO CONNECTOR ASSEMBLY POLISH TYPE: APC 8°
SN CONNECTOR ASSEMBLY POLISH TYPE: UPC
- ALL CONNECTORS ACCOMPANIED WITH A DUST CAP INSTALLED (NOT SHOWN).
- CABLE ASSEMBLY SHALL BE INDIVIDUALLY PACKAGED IAW L-COM SPECIFICATION PS-0031.
- CABLE ASSEMBLY LENGTH DETERMINED BY ITEM PN AND DESCRIPTION.

REGULATORY COMPLIANCE:
EU RoHS DIRECTIVE (MOST RECENT RELEASED VERSION).

THE INFORMATION CONTAINED IN THIS DRAWING IS THE SOLE PROPERTY OF INFINITE ELECTRONICS, INC. ANY REPRODUCTION IN PART OR WHOLE WITHOUT THE WRITTEN PERMISSION OF INFINITE ELECTRONICS, INC. IS PROHIBITED. THESE COMMODITIES, TECHNOLOGY OR SOFTWARE WERE EXPORTED FROM THE UNITED STATES IN ACCORDANCE WITH THE EXPORT ADMINISTRATION REGULATIONS. DIVERSION CONTRARY TO U.S. LAW PROHIBITED.

UNLESS OTHERWISE SPECIFIED
LEADING DIMENSIONS ARE INCHES
DIMENSIONS IN [] ARE MILLIMETERS

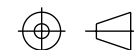
TOLERANCES:
X = ±.2 [5] | FRACTIONS ± 1/32
.XX = ±.02 [0.5] | ANGLES ± 1°
.XXX = ±.005 [0.13]

CABLE LENGTH TOLERANCES:
≤12 [305] = +1 [25] / -0
>12 [305] ≤ 60 [1524] = +2 [51] / -0
>60 [1524] ≤ 120 [3048] = +4 [102] / -0
>120 [3048] ≤ 300 [7620] = +6 [152] / -0
>300 [7620] = +5% / -0

ALL DIMENSIONS ARE FOR REFERENCE ONLY
AND SUBJECT TO CHANGE WITHOUT NOTICE.
UN-DIMENSIONED/NON-CRITICAL FEATURES
MAY VARY IN SIZE AND LOCATION
COLORS MAY VARY

L-com
an INFINIT® brand

Website: www.L-com.com
Phone: 1.800.341.5266 | 1.978.682.6936



INTERPRET ALL DIMENSIONS AND
TOLERANCES PER ASME Y14.5

SCALE	SHEET
NONE	1 OF 2

DESCRIPTION

MPO W/O PINS-10XSN (20 STRAND), UPC, SMF, RISER RATED

SIZE	CAGE CODE	DRAWN BY	ITEM NO.	REV
A	43321	SREITER	MPF-20S2-SNUR	A

6

5

4

3

2

1

6

5

4

3

2

1

REVISION					
ZONE	REV	DESCRIPTION	DATE	CHANGED BY	APPROVED
	A	INITIAL RELEASE	10/20/2023	SREITER	PHOSPODAR

F

E

D

C

B

A

F

E

D

C

B

A

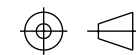
FIBER PATHWAY				
FIBER #	FIBER COLOR	END A	END B	
		POS. #	RING	SN
1	BLUE	1	1	WIDE KEY
2	ORANGE	2		NARROW KEY
3	GREEN	3	2	WIDE KEY
4	BROWN	4		NARROW KEY
5	SLATE	5	3	WIDE KEY
6	WHITE	6		NARROW KEY
7	RED	7	4	WIDE KEY
8	BLACK	8		NARROW KEY
9	YELLOW	9	5	WIDE KEY
10	VIOLET	10		NARROW KEY
11	PINK	11	6	WIDE KEY
12	AQUA	12		NARROW KEY
13	BLUE II	13	7	WIDE KEY
14	ORANGE II	14		NARROW KEY
15	GREEN II	15	8	WIDE KEY
16	BROWN II	16		NARROW KEY
17	SLATE II	17	9	WIDE KEY
18	WHITE II	18		NARROW KEY
19	RED II	19	10	WIDE KEY
20	BLACK II	20		NARROW KEY

L-com[®]

an INFINIT[®] brand

Website: www.L-com.com

Phone: 1.800.341.5266 | 1.978.682.6936



INTERPRET ALL DIMENSIONS AND TOLERANCES PER ASME Y14.5

SCALE	SHEET
NONE	2 OF 2

DESCRIPTION

MPO W/O PINS-10XSN (20 STRAND), UPC, SMF, RISER RATED

THE INFORMATION CONTAINED IN THIS DRAWING IS THE SOLE PROPERTY OF INFINITE ELECTRONICS, INC. ANY REPRODUCTION IN PART OR WHOLE WITHOUT THE WRITTEN PERMISSION OF INFINITE ELECTRONICS, INC. IS PROHIBITED. THESE COMMODITIES, TECHNOLOGY OR SOFTWARE WERE EXPORTED FROM THE UNITED STATES IN ACCORDANCE WITH THE EXPORT ADMINISTRATION REGULATIONS. DIVERSION CONTRARY TO U.S. LAW PROHIBITED.

ALL DIMENSIONS ARE FOR REFERENCE ONLY AND SUBJECT TO CHANGE WITHOUT NOTICE. UN-DIMENSIONED/NON-CRITICAL FEATURES MAY VARY IN SIZE AND LOCATION. COLORS MAY VARY.

SIZE	CAGE CODE	DRAWN BY	ITEM NO.	REV
A	43321	SREITER	MPF-20S2-SNUR	A

6

5

4

3

2

1