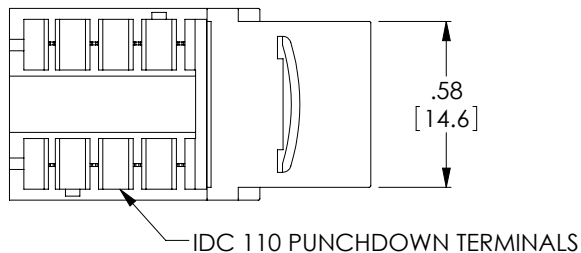
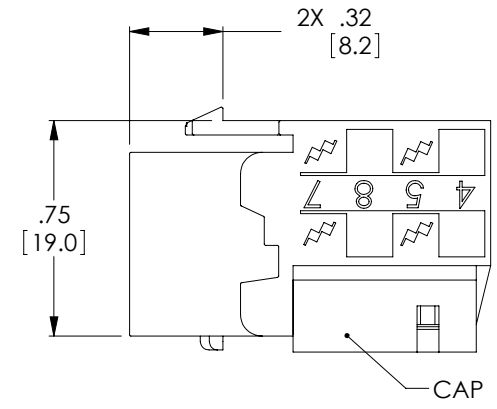
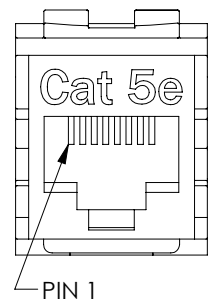
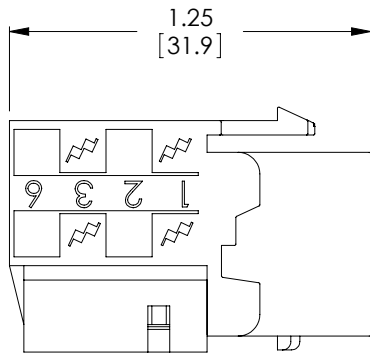
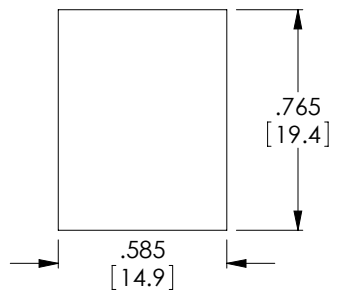


THE INFORMATION CONTAINED IN THIS DRAWING IS THE SOLE PROPERTY OF L-COM, INC. ANY REPRODUCTION IN PART OR WHOLE WITHOUT THE WRITTEN PERMISSION OF L-COM, INC. IS PROHIBITED.

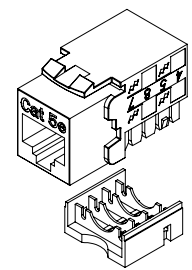
REVISIONS			
REV	DESCRIPTION	DATE	APPROVED
A	INITIAL RELEASE	10/20/10	D.GRIFFIN



CAP NOT SHOWN IN THIS VIEW FOR CLARITY



RECOMMENDED PANEL OPENING



NOTE:

1. HOUSING: ABS COLOR: BLUE
2. JACK IS CATEGORY 5e RATED
3. COMPLIANT TO MECHANICAL REQUIREMENTS OF TIA-1096.
4. ACCEPTS CONDUCTOR SIZES 24 TO 26 AWG
5. JACK IS INDIVIDUALLY PACKAGED IN ACCORDANCE WITH L-COM SPECIFICATION PS-0031.
6. MAXIMUM PANEL THICKNESS: .060 [1.5]

**RoHS Compliant** ✓

UNLESS OTHERWISE SPECIFIED, DIMENSIONS ARE IN INCHES [mm] OVERALL CABLE LENGTH TOLERANCE: ≤12 [305] = +1 [25] / -0 >12 [305] ≤60 [1524] = +2 [51] / -0 >60 [1524] ≤120 [3048] = +4 [102] / -0 >120 [3048] ≤300 [7620] = +6 [152] / -0 >300 [7620] = +3% / -0% ALL OTHER DIMENSIONAL TOLERANCES: .X = ±.2 .XX = ±.02 .XXX = ±.005	APPROVALS DRAWN BY D. PARHAM CHECKED BY D. CASTRO APPROVED BY P. McNEIL	DATE 10/18/2010 10/18/2010 01/19/2010	45 BEECHWOOD DRIVE NORTH ANDOVER, MA 01845		
	CONFIGURATION DETAILS OF UNDIMENSIONED FEATURES MAY VARY	CATEGORY <b>TELECOM / MODULAR</b>		PRODUCT DESCRIPTION <b>JACK CAT5E RJ45/110</b>	
PROJECTION 	COLOR VARIATIONS MAY OCCUR	SIZE <b>A</b>	FSCM NO. <b>43321</b>	DWG. NO. <b>MJS110C5E-BL</b>	REV. <b>A</b>
SCALE: NONE		CAD FILE: MJS110C5E-BL.SLDDRW		SHEET 1 OF 1	