

6

5

4

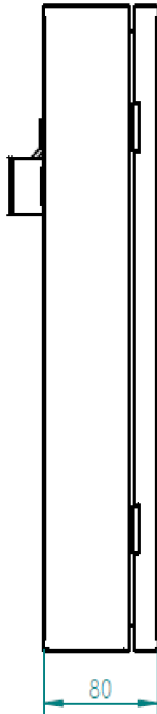
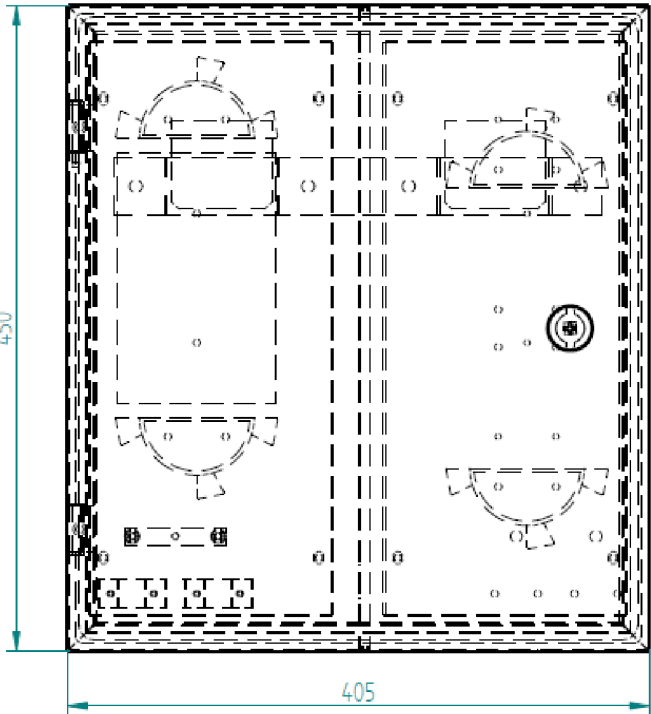
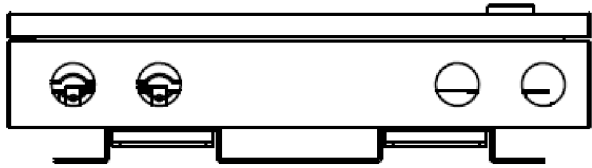
3

2

1

REVISION

| ZONE | REV | DESCRIPTION | DATE | CHANGED BY | APPROVED |
|------|-----|-----------------|------------|------------|-----------|
| | A | INITIAL RELEASE | 08/23/2024 | KGLEBOVA | THOUGHTON |



DIMENSIONS ARE FOR REFERENCE ONLY.

DIMENSIONS ARE SHOWN IN MILLIMETERS.

THE INFORMATION CONTAINED IN THIS DRAWING IS THE SOLE PROPERTY OF INFINITE ELECTRONICS, INC. ANY REPRODUCTION IN PART OR WHOLE WITHOUT THE WRITTEN PERMISSION OF INFINITE ELECTRONICS, INC. IS PROHIBITED. THESE COMMODITIES, TECHNOLOGY OR SOFTWARE WERE EXPORTED FROM THE UNITED STATES IN ACCORDANCE WITH THE EXPORT ADMINISTRATION REGULATIONS. DIVERSION CONTRARY TO U.S. LAW PROHIBITED.

UNLESS OTHERWISE SPECIFIED
LEADING DIMENSIONS ARE INCHES
DIMENSIONS IN [] ARE MILLIMETERS

TOLERANCES:

| | |
|----------------------|-------------|
| X = ±.1 [5] | FRACTIONS |
| .XX = ±.02 [0.5] | ± 1/32 |
| .XXX = ±.005 [0.125] | ANGLES ± 1° |

CABLE LENGTH TOLERANCES:

| | |
|--------------------------|------------------|
| ≤12 [305] | = ±.125 [-0] |
| >12 [305] ≤ 60 [1524] | = +.25 [-0] |
| >60 [1524] ≤ 120 [3048] | = +.4 [100] [-0] |
| >120 [3048] ≤ 300 [7620] | = +.6 [152] [-0] |
| >300 [7620] | = +5% [-0] |

ALL DIMENSIONS ARE FOR REFERENCE ONLY
AND SUBJECT TO CHANGE WITHOUT NOTICE
UN-DIMENSIONED/NON-CRITICAL FEATURES
MAY VARY IN SIZE AND LOCATION
COLORS MAY VARY



an INFINITE brand
Website: www.L-com.com
Phone: 1.800.341.5266 | 1.978.682.6936

INTERPRET ALL DIMENSIONS AND TOLERANCES PER ASME Y14.5

| | |
|-------|--------|
| SCALE | SHEET |
| NONE | 1 OF 1 |

DESCRIPTION
OUTDOOR FIBER ENCLOSURE STAINLESS STEEL, 24 PORTS,
EMPTY WITH SPLICE TRAY AND ADAPTER PANELS

| SIZE | CAGE CODE | DRAWN BY | ITEM NO. | REV |
|------|-----------|----------|------------|-----|
| A | 43321 | KGLEBOVA | LCWB-24-WP | A |

6

5

4

3

2

1