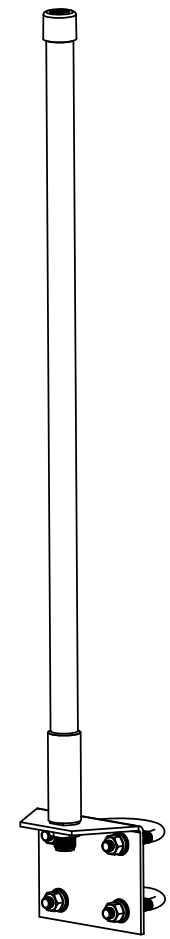
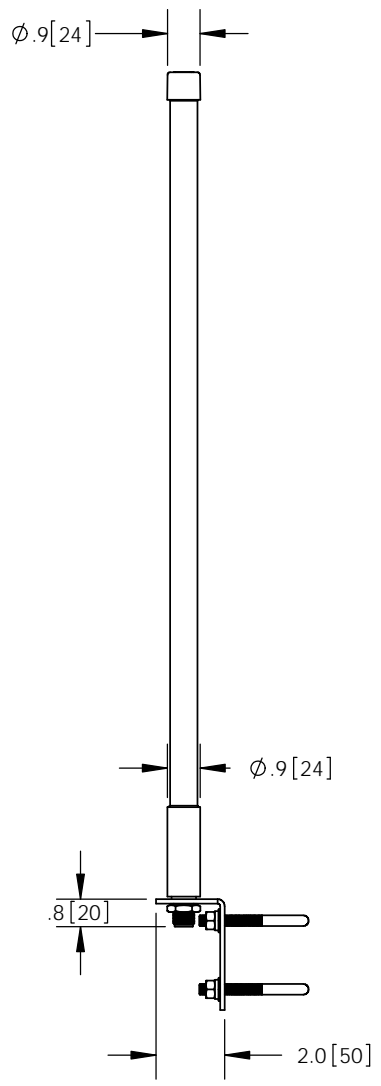
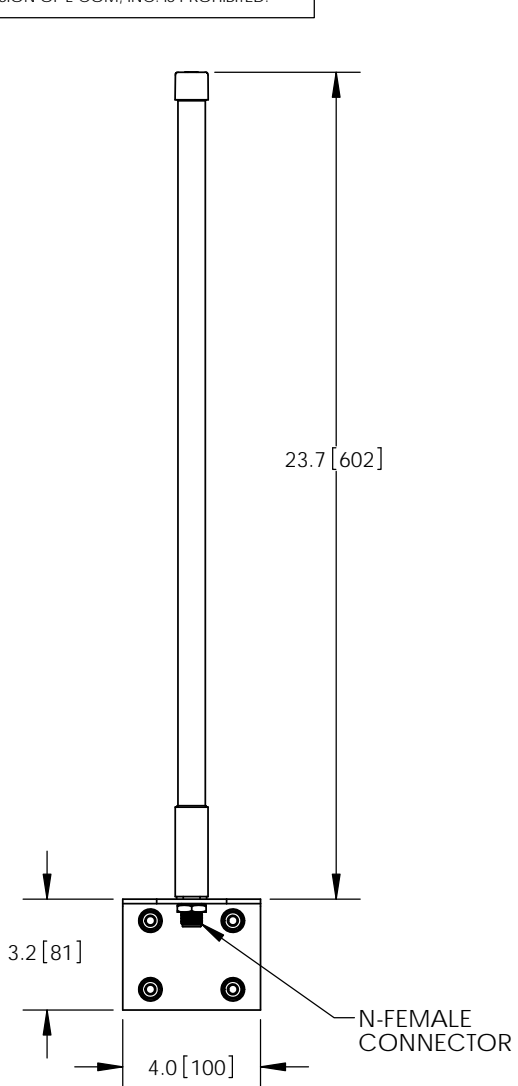


THE INFORMATION CONTAINED IN THIS DRAWING IS THE SOLE PROPERTY OF L-COM, INC. ANY REPRODUCTION IN PART OR WHOLE WITHOUT THE WRITTEN PERMISSION OF L-COM, INC. IS PROHIBITED.

REVISIONS			
REV	DESCRIPTION	DATE	APPROVED
A	INITIAL RELEASE	11/29/11	D.GRIFFIN
B	ECN#6201 UPDATED ANTENNA DIMENSIONS, ADDED LOGO TO CAP	07/12/12	B.PUCHASKI


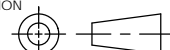
D
C
B
A

D
C
B
A



RoHS Compliant ✓

NOTES:
 PACKAGING:
 COMPONENT SHALL BE PACKAGED IN ACCORDANCE WITH L-COM SPEC PKG-00012
 - ALL DIMENSIONS FOR REFERENCE -

UNLESS OTHERWISE SPECIFIED, DIMENSIONS ARE IN INCHES [mm] DIMENSIONAL TOLERANCES: .X = ±.1 .XX = ±.01 .XXX = ±.005 ANGULAR TOLERANCES: ALL = ± 1°	APPROVALS	DATE	 45 BEECHWOOD DRIVE NORTH ANDOVER, MA 01845
	DRAWN BY B.PUCHASKI	11/28/11	
PROJECTION 	CHECKED BY P.PESA	11/28/11	CATEGORY ANTENNA
	APPROVED BY P.PESA	11/28/11	PRODUCT DESCRIPTION 5.3GHZ 10dBi OMNI ANTENNA W/N-FEMALE CONNECTOR
COLOR VARIATIONS MAY OCCUR	SIZE A	FSCM NO. 43321	DWG. NO. HG5310U
SCALE: NONE		CAD FILE: HG5310U.SLDDRW	
SHEET 1 OF 1			REV. B

8 7 6 5 4 3 2 1