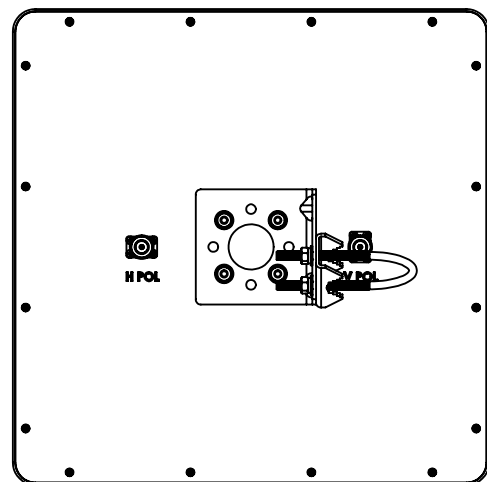
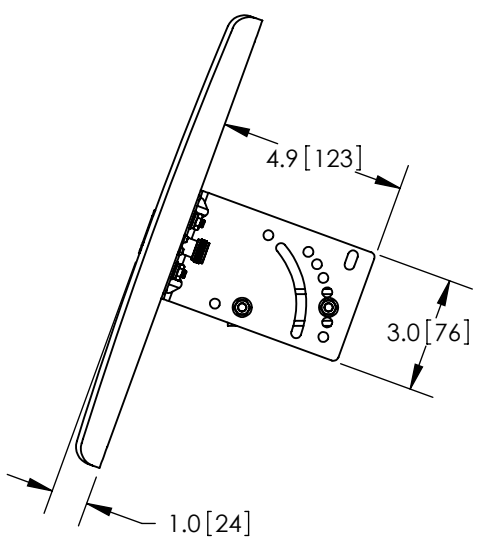
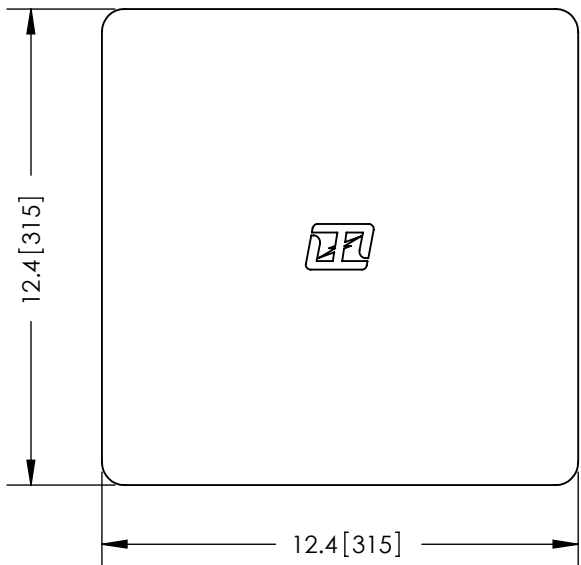
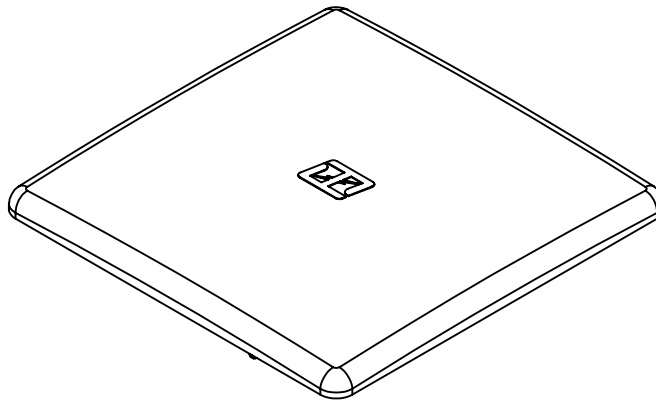
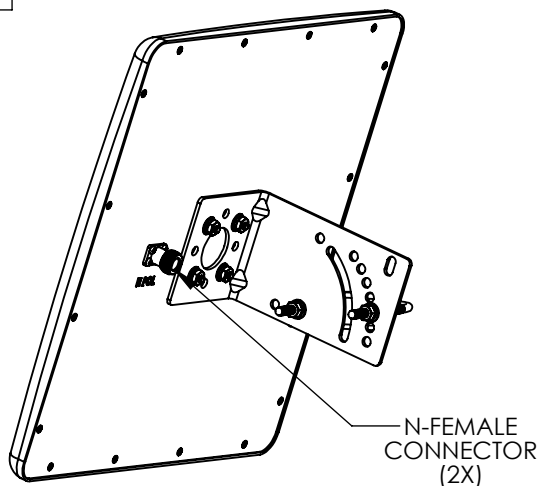


THE INFORMATION CONTAINED IN THIS DRAWING IS THE SOLE PROPERTY OF L-COM, INC. ANY REPRODUCTION IN PART OR WHOLE WITHOUT THE WRITTEN PERMISSION OF L-COM, INC. IS PROHIBITED.

REVISIONS			
REV	DESCRIPTION	DATE	APPROVED
A	INITIAL RELEASE	12/16/11	D.GRIFFIN
-	-	-	-
-	-	-	-



NOTES:
 PACKAGING:
 COMPONENT SHALL BE PACKAGED IN ACCORDANCE WITH L-COM SPEC PKG-00028
 -ALL DIMENSIONS FOR REFERENCE-

RoHS Compliant ✓

UNLESS OTHERWISE SPECIFIED, DIMENSIONS ARE IN INCHES [mm] DIMENSIONAL TOLERANCES: .X = ±.1 .XX = ±.01 .XXX = ±.005 ANGULAR TOLERANCES: ALL = ± 1°	APPROVALS	DATE		45 BEECHWOOD DRIVE NORTH ANDOVER, MA 01845
	DRAWN BY B.PUCHASKI	12/26/11		
PROJECTION 	CHECKED BY P.PESA	12/16/11	CATEGORY	
	APPROVED BY P.PESA	12/16/11	ANTENNA	
	CONFIGURATION DETAILS OF UNDIMENSIONED FEATURES MAY VARY	PRODUCT DESCRIPTION 4.9GHz TO 5.8GHz 19dbi DUAL POLARIZED FLAT PANEL ANTENNAW/N-FEMALE CONNECTORS		
	COLOR VARIATIONS MAY OCCUR	SIZE A	FSCM NO. 43321	DWG. NO. HG4958-19DP
		SCALE: NONE	CAD FILE: HG4958-19DP.SLDDRW	SHEET 1 OF 1