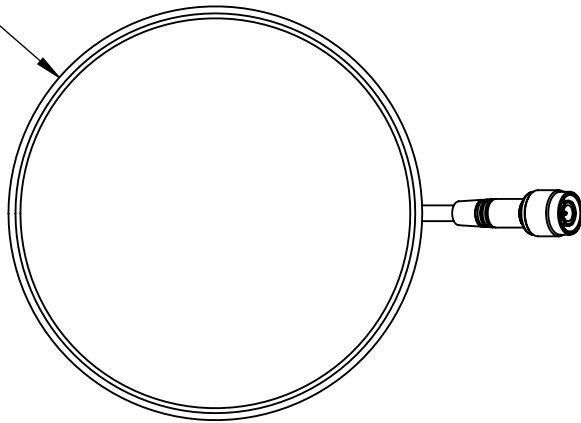



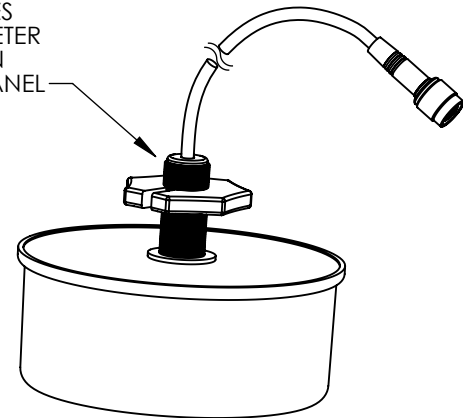
THE INFORMATION CONTAINED IN THIS DRAWING IS THE SOLE  
PROPERTY OF L-COM, INC. ANY REPRODUCTION IN PART OR WHOLE  
WITHOUT THE WRITTEN PERMISSION OF L-COM, INC. IS PROHIBITED.

REVISIONS			
REV	DESCRIPTION	DATE	APPROVED
A	INITIAL RELEASE	06/14/2019	MMILLER

Ø 5.1  
[130]



REQUIRES  
3/4" DIAMETER  
HOLE IN  
CEILING PANEL

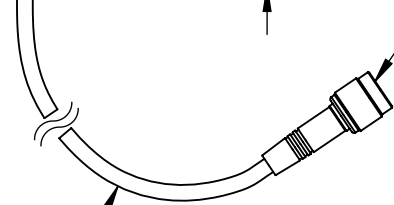


1.6  
[40]



TNC MALE  
CONNECTOR


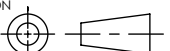
12 INCH  
CONNECTOR  
PIGTAIL



#### NOTES:

PACKAGING:  
COMPONENT SHALL BE INDIVIDUALLY PACKAGED IN ACCORDANCE  
WITH L-COM SPECIFICATION PS-0031

- ALL DIMENSIONS FOR REFERENCE-

UNLESS OTHERWISE SPECIFIED, DIMENSIONS ARE IN INCHES [mm] OVERALL CABLE LENGTH TOLERANCE: ≤12 [305] = +1 [25] / -0 >12 [305] ≤60 [1524] = +2 [51] / -0 >60 [1524] ≤120 [3048] = +4 [102] / -0 >120 [3048] ≤300 [7620] = +6 [152] / -0 >300 [7620] = +5% / -0% ALL OTHER DIMENSIONAL TOLERANCES: .X = ± .2 [5.08] .XX = ± .02 [1.51] .XXX = ± .005 [1.3]	APPROVALS	DATE	 50 HIGH STREET NORTH ANDOVER, MA 01845	
	DRAWN BY BPUCHASKI	06/13/2019		
	CHECKED BY DFRISIELLO	06/13/2019		
	APPROVED BY MMILLER	06/13/2019		
PROJECTION 	CONFIGURATION DETAILS OF UNDIMENSIONED FEATURES MAY VARY		CATEGORY ANTENNA	
			PRODUCT DESCRIPTION ANTCEILING OMNI 2.4/5.8GHz 3dBi W/12 INCH PIGTAIL TNC MALE CON	
			SIZE <b>A</b>	FSCM NO. <b>43321</b>
			DWG. NO. HG2458CU-1-TM	REV. <b>A</b>
COLOR VARIATIONS MAY OCCUR		SCALE: NONE	CAD FILE: HG2458CU-1-TM.SLDDRW	SHEET 1 OF 1