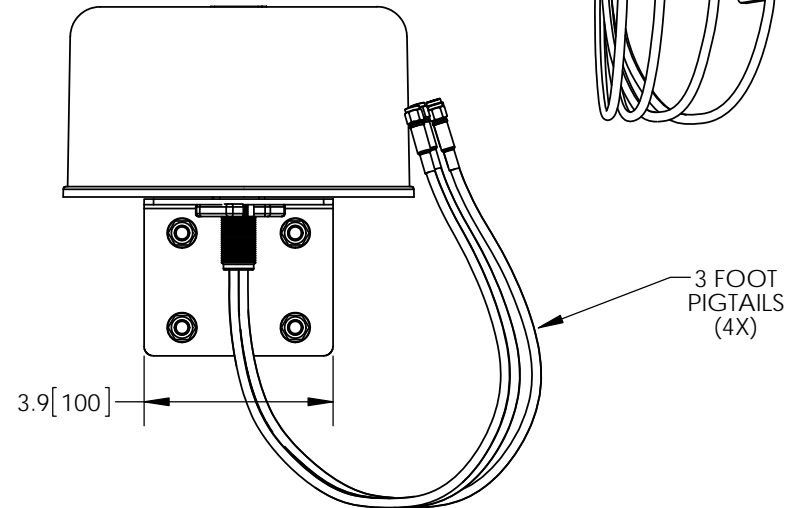
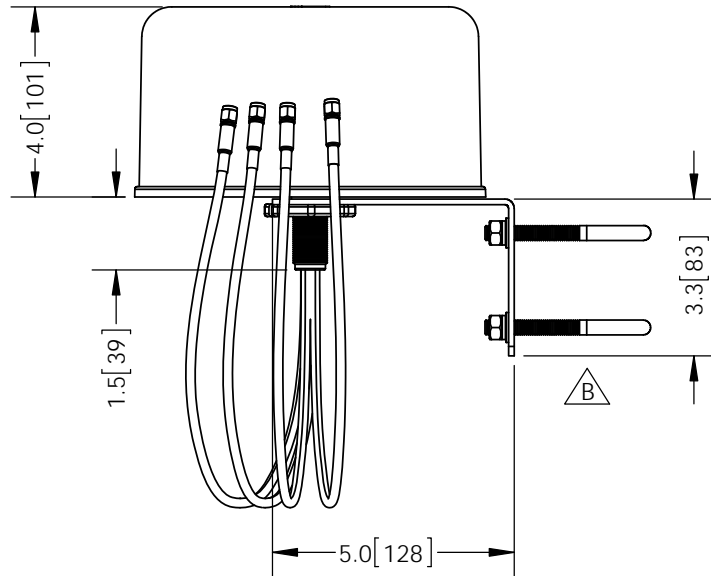
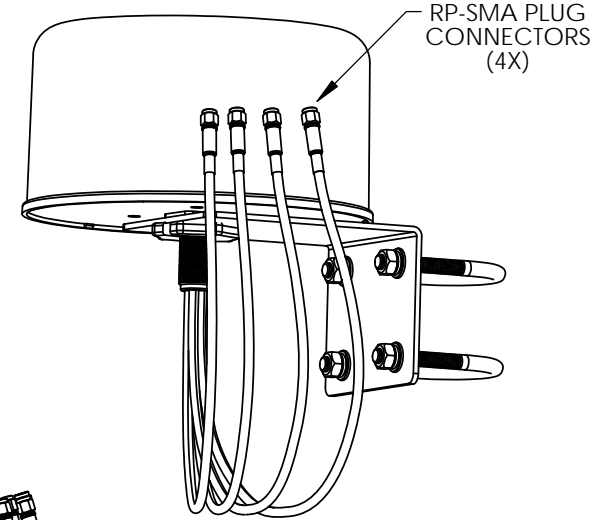
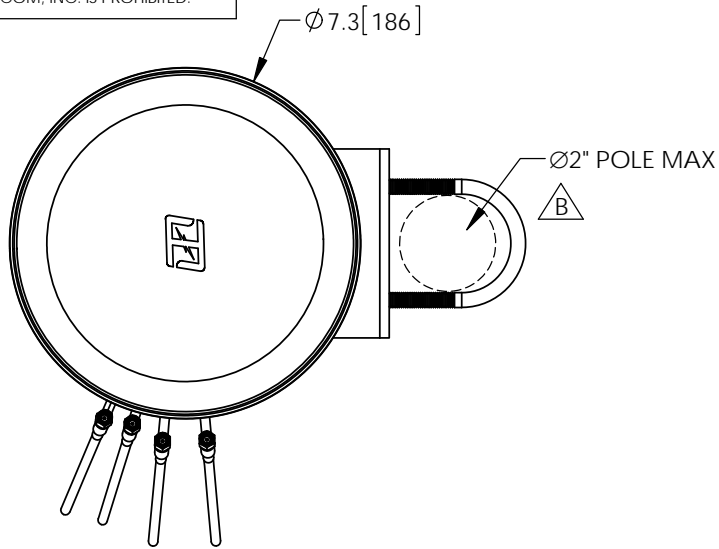


THE INFORMATION CONTAINED IN THIS DRAWING IS THE SOLE PROPERTY OF L-COM, INC.. ANY REPRODUCTION IN PART OR WHOLE WITHOUT THE WRITTEN PERMISSION OF L-COM, INC. IS PROHIBITED.

REVISIONS			
REV	DESCRIPTION	DATE	APPROVED
A	INITIAL RELEASE	8/26/15	D.GRIFFIN
B	ECN8125 UPDATE MOUNTING BRACKET AND U-BOLT	10/06/15	B.PUCHASKI



**NOTE:**

1- EACH UNIT TO BE INDIVIDUALLY PACKAGED PER L-COM SPEC PKG-00094

- ALL DIMENSIONS FOR REFERENCE ONLY -

**REGULATORY COMPLIANCE:**

CE2011/65/EU(RoHS DIRECTIVE)

UNLESS OTHERWISE SPECIFIED,  
DIMENSIONS ARE IN INCHES [mm]

DIMENSIONAL TOLERANCES:

.X = ±.1 [2.54]

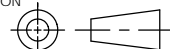
.XX = ±.01 [.25]

.XXX = ±.005 [.13]

ANGULAR TOLERANCES:

ALL = ± 1°

PROJECTION



APPROVALS

DATE

DRAWN BY

08/25/15

B.PUCHASKI

CHECKED BY

08/25/15

P.PESA

APPROVED BY

08/25/15

P.PESA

CONFIGURATION DETAILS OF  
UNDIMENSIONED FEATURES  
MAY VARY

COLOR VARIATIONS  
MAY OCCUR



45 BEECHWOOD DRIVE  
NORTH ANDOVER, MA  
01845

CATEGORY

ANTENNA

PRODUCT DESCRIPTION

2.4/5GHz 6dBi OMNI ANTENNA  
W/(4) RP-SMA PLUG CONNECTOR PIGTAILS

SIZE

A

FSCM NO.

43321

DWG. NO.

HG245806U-4RSP

REV.

B

SCALE: NONE

CAD FILE: HG245806U-4RSP.SLDDRW

SHEET 1 OF 1