

6

5

4

3

2

1

## LENGTH

## OPTICAL SPECIFICATION

## REVISION

| LENGTH (L)<br>METER [FEET] | TOLERANCE<br>MM [INCHES] |
|----------------------------|--------------------------|
| 5 [16.40]                  | +50/-0<br>[+1.97/0]      |
| 10 [32.81]                 | +100/-0<br>[+3.94/0]     |
| 20 [65.62]                 | +1%*L/-0                 |
| 30 [98.43]                 | +1%*L/-0                 |

| FIBER TYPE       | MULTIMODE    |
|------------------|--------------|
| CONNECTOR TYPE   | IP-MPO/UPC   |
| INSERTION LOSS   | ≤ 0.5dB      |
| RETURN LOSS      | ≥ 25dB       |
| TEST WAVE LENGTH | 850 & 1550nm |

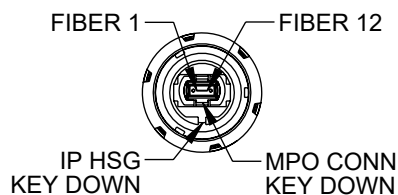
| ZONE | REV | DESCRIPTION | DATE       | CHANGED BY | APPROVED  |
|------|-----|-------------|------------|------------|-----------|
|      | B   | ECO-13297   | 02/07/2024 | DZINN      | PHOSPODAR |

F

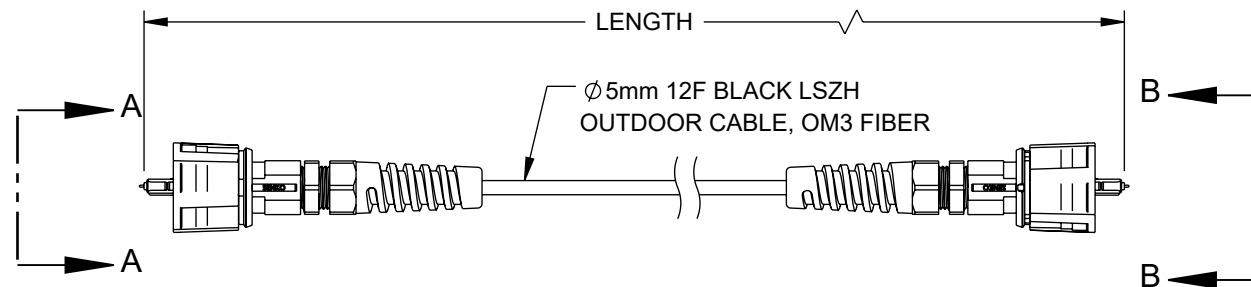
F

E

E



VIEW A-A

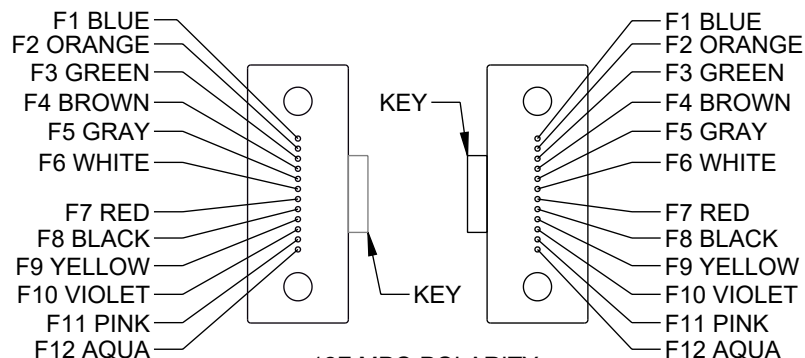
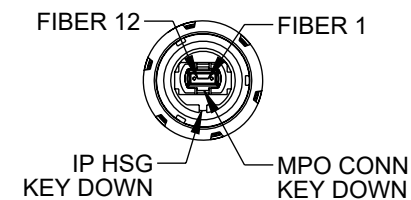


D

D

C

C

12F MPO POLARITY:  
METHOD B, KEY DOWN-KEY DOWN

VIEW B-B

B

B

## NOTES:

- MPO CONNECTOR ASSEMBLY POLISH TYPE: UPC.
- MPO POLARITY: TIA METHOD B.
- ALL CONNECTORS INCLUDE PROTECTIVE DUST CAPS.
- CABLE ASSEMBLY SHALL BE INDIVIDUALLY PACKAGED IAW L-COM SPECIFICATION PS-0031.

A

A

REGULATORY COMPLIANCE:  
EU RoHS DIRECTIVE (MOST RECENT RELEASED VERSION)

THE INFORMATION CONTAINED IN THIS DRAWING IS THE SOLE PROPERTY OF INFINITE ELECTRONICS, INC. ANY REPRODUCTION IN PART OR WHOLE WITHOUT THE WRITTEN PERMISSION OF INFINITE ELECTRONICS, INC. IS PROHIBITED. THESE COMMODITIES, TECHNOLOGY OR SOFTWARE WERE EXPORTED FROM THE UNITED STATES IN ACCORDANCE WITH THE EXPORT ADMINISTRATION REGULATIONS. DIVERSION CONTRARY TO U.S. LAW PROHIBITED.

UNLESS OTHERWISE SPECIFIED  
LEADING DIMENSIONS ARE INCHES  
DIMENSIONS IN [ ] ARE MILLIMETERS

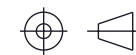
TOLERANCES:  
 .X = ±.2 [5]      FRACTIONS  
 .XX = ±.02 [0.5]      ± 1/32  
 .XXX = ±.005 [0.13]      ANGLES ± 1°

CABLE LENGTH TOLERANCES:  
 ≤12 [305] = +1 [25] / -0  
 >12 [305] ≤ 60 [1524] = +2 [51] / -0  
 >60 [1524] ≤ 120 [3048] = +4 [102] / -0  
 >120 [3048] ≤ 300 [7620] = +6 [152] / -0  
 >300 [7620] = +5% / -0

ALL DIMENSIONS ARE FOR REFERENCE ONLY  
AND SUBJECT TO CHANGE WITHOUT NOTICE.  
UN-DIMENSIONED/NON-CRITICAL FEATURES  
MAY VARY IN SIZE AND LOCATION  
COLORS MAY VARY

**L-com**  
an INFINIT® brand

Website: www.L-com.com  
Phone: 1.800.341.5266 | 1.978.682.6936



INTERPRET ALL DIMENSIONS AND  
TOLERANCES PER ASME Y14.5

|       |        |
|-------|--------|
| SCALE | SHEET  |
| NONE  | 1 OF 1 |

DESCRIPTION  
IP68 OUTDOOR CABLE ASSY, 5MM OD, OM3, MPO/UPC MALE  
12F TO MPO/UPC MALE 12F, TYPE B

| SIZE | CAGE CODE | DRAWN BY | ITEM NO.      | REV |
|------|-----------|----------|---------------|-----|
| A    | 43321     | DZINN    | FOCM30DMPMB12 | B   |

6

5

4

3

2

1