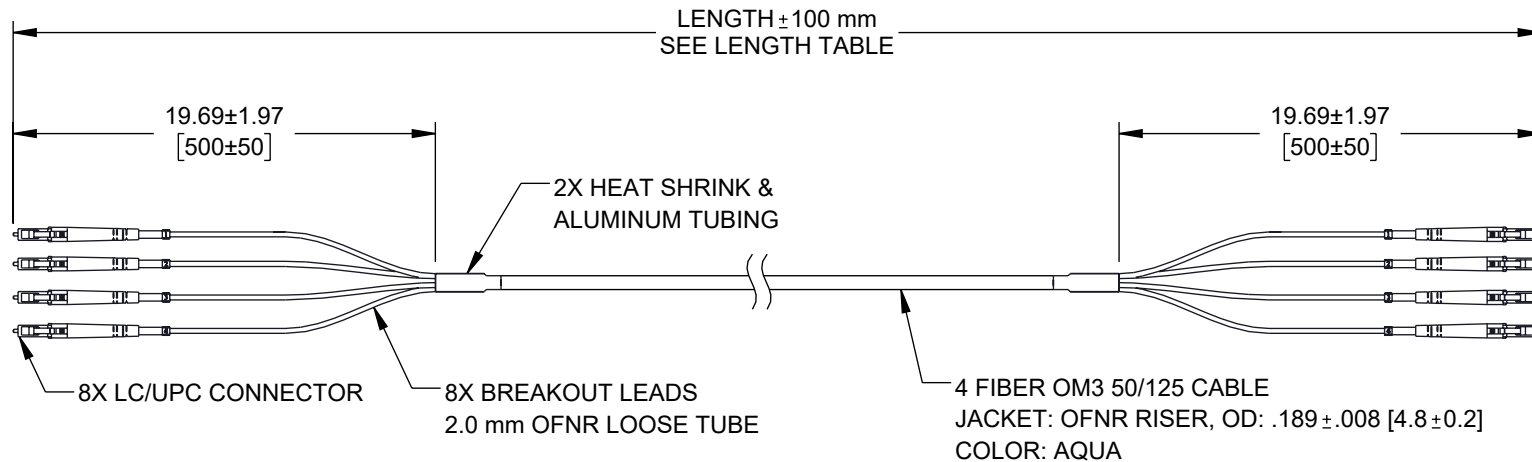


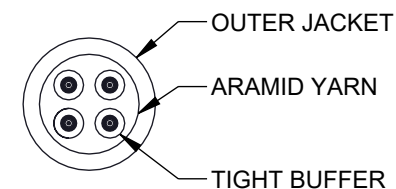
| REVISION | | | | | |
|----------|-----|-----------------|------------|------------|------------|
| ZONE | REV | DESCRIPTION | DATE | CHANGED BY | APPROVED |
| | A | INITIAL RELEASE | 08/01/2024 | KGLEBOVA | NOTTINGHAM |



| CABLE SPECIFICATIONS | |
|---|----------------------------------|
| ITEM | SPECIFICATION |
| TIGHT BUFFER DIAMETER | .033 ± .002 [0.85 ± 0.05] |
| TIGHT BUFFER MATERIAL | PVC |
| MIN. BEND RADIUS (D: CABLE DIAMETER) | 7.5D mm STATIC 15D mm DYNAMIC |
| SHORT-TERM TENSILE | 320 N |
| LONG-TERM TENSILE | 160 N |
| SHORT-TERM CRUSH RESISTANCE | 1000 N/100 mm |
| LONG-TERM CRUSH RESISTANCE | 300 N/100 mm |
| STRENGTH MEMBER | ARAMID YARN |

| OPTICAL SPECIFICATIONS | |
|------------------------|-----------|
| FIBER TYPE | MULTIMODE |
| INSERTION LOSS | ≤ 0.3 dB |
| RETURN LOSS | ≥ 30 dB |

| ITEM NUMBER | LENGTH | |
|--------------------|--------|-------|
| | METERS | FEET |
| FCA-4M3LCULCUR2-05 | 5.0 | 16.40 |
| FCA-4M3LCULCUR2-10 | 10.0 | 32.81 |
| FCA-4M3LCULCUR2-15 | 15.0 | 49.21 |



NOTES:

- ALL CONNECTORS ACCOMPANIED WITH A DUST CAP INSTALLED (NOT SHOWN).
- CABLE ASSEMBLY SHALL BE TESTED FOR CONTINUITY.
- CABLE ASSEMBLY SHALL BE INDIVIDUALLY PACKAGED AND LABELED.

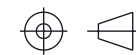
REGULATORY COMPLIANCE:
EU RoHS DIRECTIVE (MOST RECENT RELEASED VERSION).

THE INFORMATION CONTAINED IN THIS DRAWING IS THE SOLE PROPERTY OF INFINITE ELECTRONICS, INC. ANY REPRODUCTION IN PART OR WHOLE WITHOUT THE WRITTEN PERMISSION OF INFINITE ELECTRONICS, INC. IS PROHIBITED. THESE COMMODITIES, TECHNOLOGY OR SOFTWARE WERE EXPORTED FROM THE UNITED STATES IN ACCORDANCE WITH THE EXPORT ADMINISTRATION REGULATIONS. DIVERSION CONTRARY TO U.S. LAW PROHIBITED.

| | |
|--|------------------|
| UNLESS OTHERWISE SPECIFIED LEADING DIMENSIONS ARE INCHES DIMENSIONS IN [] ARE MILLIMETERS | |
| TOLERANCES: | |
| X = ±.2 [5] | FRACTIONS ± 1/32 |
| XX = ±.02 [0.5] | ANGLES ± 1° |
| XXX = ±.005 [0.13] | |
| CABLE LENGTH TOLERANCES: | |
| ≤12 [305] = +1 [25] / -0 | |
| >12 [305] ≤ 60 [1524] = +2 [51] / -0 | |
| >60 [1524] ≤ 120 [3048] = +4 [102] / -0 | |
| >120 [3048] ≤ 300 [7620] = +6 [152] / -0 | |
| >300 [7620] = +5% / -0 | |
| ALL DIMENSIONS ARE FOR REFERENCE ONLY AND SUBJECT TO CHANGE WITHOUT NOTICE. UN-DIMENSIONED NON-CRITICAL FEATURES MAY VARY IN SIZE AND LOCATION. COLORS MAY VARY. | |

L-com
an INFINIT® brand

Website: www.L-com.com
Phone: 1.800.341.5266 | 1.978.682.6936



INTERPRET ALL DIMENSIONS AND TOLERANCES PER ASME Y14.5

| | |
|-------|--------|
| SCALE | SHEET |
| NONE | 1 OF 1 |

| DESCRIPTION | | | | |
|--|-----------|----------|-----------------|-----|
| FIBER DIST CABLE, 4 STRAND LC/UPC-LC/UPC OM3, 4.8 mm RISER JKT, 2.0 mm BREAKOUT AT .5M | | | | |
| SIZE | CAGE CODE | DRAWN BY | ITEM NO. | REV |
| A | 43321 | KGLEBOVA | FCA-4M3LCULCUR2 | A |