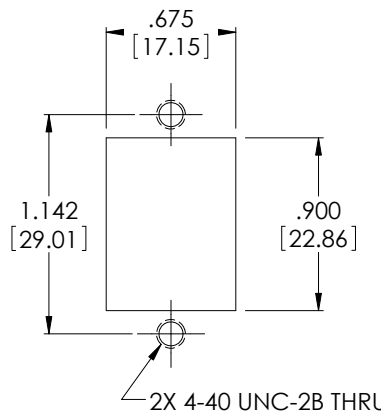
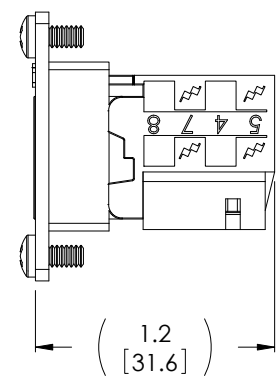
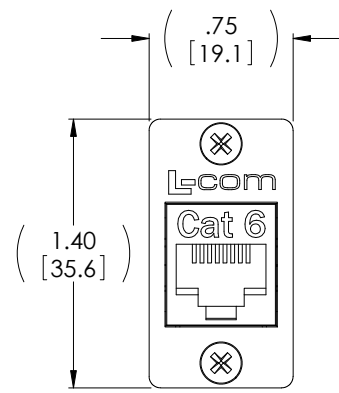
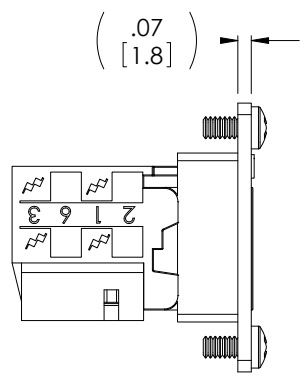


THE INFORMATION CONTAINED IN THIS DRAWING IS THE SOLE PROPERTY OF L-COM, INC. ANY REPRODUCTION IN PART OR WHOLE WITHOUT THE WRITTEN PERMISSION OF L-COM, INC. IS PROHIBITED.

REVISIONS			
REV	DESCRIPTION	DATE	APPROVED
A	INITIAL RELEASE	6/3/04	D. PARHAM
B	ECN 2427: ADDED KIT CONTENTS	05/30/06	D. PARHAM
C	ECN 6881: UPD DWG FORMAT, PKG, AND KEYSTONE PICTORALLY	6/18/13	D. DESJARDIN

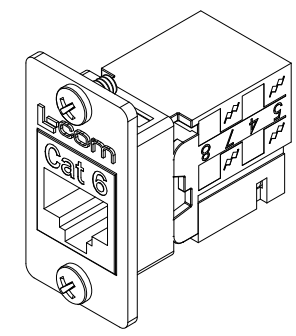
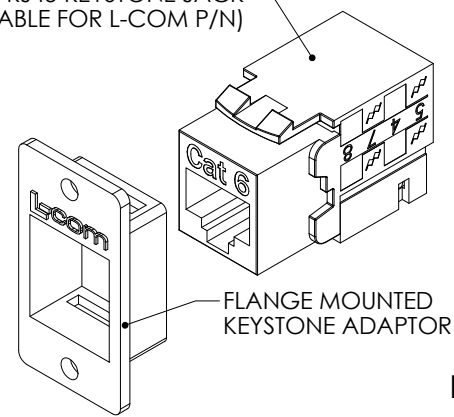


RECOMMENDED PANEL OPENING



MODEL NUMBER	JACK P/N	COLOR
ECF110C6-BLK	MJS110C6-BLK	BLACK
ECF110C6-BL	MJS110C6-BL	BLUE
ECF110C6-WT	MJS110C6-WT	WHITE
ECF110C6-IV	MJS110C6-IV	IVORY
ECF110C6-YL	MJS110C6-YL	YELLOW

CAT 6 RJ45 KEYSTONE JACK  
(SEE TABLE FOR L-COM P/N)



FLANGE MOUNTED KEYSTONE ADAPTOR

2X 4-40 UNC-2A X 1/4" LONG

**KIT SHOWN FULLY ASSEMBLED FOR CLARITY  
(KIT IS SHIPPED UN-ASSEMBLED)**

KIT INCLUDES:  
1- KEYSTONE JACK  
1- FLANGE ADAPTOR  
1- PACKAGE MOUNTING SCREWS (4-40x 1/4")

**NOTES:**

- JACK IS CATEGORY 6 RATED
- JACK IS COMPLIANT TO MECHANICAL REQUIREMENTS OF TIA-1096.
- 110 PUNCH DOWN TERMINALS ACCEPT 24 TO 26AWG CONDUCTORS.
- KIT IS INDIVIDUALLY PACKAGED IN ACCORDANCE WITH L-COM SPECIFICATION PS-0031.
- FLANGE ADAPTOR IS NICKEL PLATED ZINC ALLOY.
- HARDWARE IS STAINLESS STEEL.

**REGULATORY COMPLIANCE:**  
ROHS, CE

UNLESS OTHERWISE SPECIFIED, DIMENSIONS ARE IN INCHES [mm] OVERALL CABLE LENGTH TOLERANCE: ≤12 [305] = +1 [25] / -0 >12 [305] ≤60 [1524] = +2 [51] / -0 >60 [1524] ≤120 [3048] = +4 [102] / -0 >120 [3048] ≤300 [7620] = +6 [152] / -0 >300 [7620] = +5% / -0% ALL OTHER DIMENSIONAL TOLERANCES: .X = ± .2 [5.08] .XX = ± .02 [51] .XXX = ±.005 [1.27]	APPROVALS DRAWN BY D. PARHAM CHECKED BY T. CLARK APPROVED BY C. McCORMICK	DATE 6/1/2004 6/3/2004 6/3/2004	CONFIGURATION DETAILS OF UNDIMENSIONED FEATURES MAY VARY  COLOR VARIATIONS MAY OCCUR
	PROJECTION 		
	SCALE: NONE CAD FILE: ECF110C6.SLDDRW		
	SHEET 1 OF 1		

45 BEECHWOOD DRIVE  
 NORTH ANDOVER, MA  
 01845

CATEGORY: TELECOM/MODULAR

PRODUCT DESCRIPTION: JACK CAT6 RJ45/110 FLNG

SIZE <b>A</b>	FSCM NO. <b>43321</b>	DWG. NO. <b>ECF110C6</b>	REV. <b>C</b>
------------------	--------------------------	-----------------------------	------------------