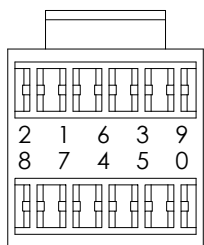
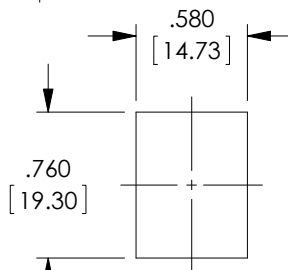
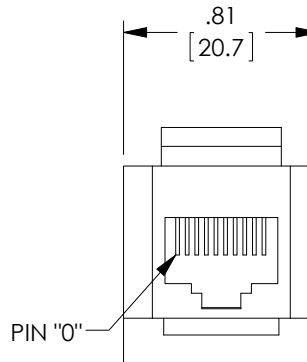
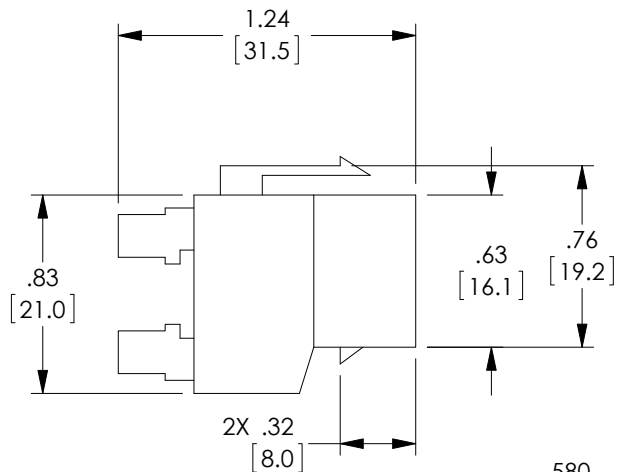
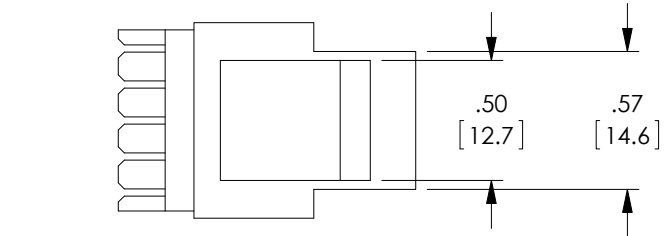


THE INFORMATION CONTAINED IN THIS DRAWING IS THE SOLE PROPERTY OF L-COM, INC. ANY REPRODUCTION IN PART OR WHOLE WITHOUT THE WRITTEN PERMISSION OF L-COM, INC. IS PROHIBITED.

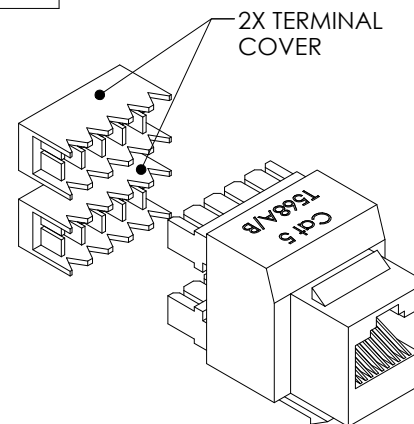
REVISIONS			
REV	DESCRIPTION	DATE	APPROVED
G	ECN 6881: UPDATED DWG FORMAT AND PKG. REVISED PANEL OPENING	6/10/13	D. DESJARDIN



USOC CONFIGURATION



RECOMMENDED PANEL OPENING



NOTES:

UL94V-0 COMPLIANT
CATEGORY 5 RATED

MATERIALS:
HOUSING: ABS
COLOR: BLACK
CONTACTS: PHOSPHOR BRONZE
CONTACT PLATING: 50 μ INCHES GOLD

ELECTRICAL:
CURRENT RATING: 2 AMP MAX
VOLTAGE RATING: 140 VDC

ENVIRONMENTAL:
OPERATING TEMPERATURE RANGE: -20 TO 80°C

APPLICATION:
FEED THROUGH COUPLER
MAXIMUM PANEL THICKNESS: .06"

COMPONENT SHALL BE INDIVIDUALLY PACKAGED IN ACCORDANCE WITH L-COM SPECIFICATION PS-0031.

ALL DIMENSIONS ARE FOR REFERENCE ONLY.

REGULATORY COMPLIANCE:
CE2011/65/EU (RoHS DIRECTIVE)

UNLESS OTHERWISE SPECIFIED, DIMENSIONS ARE IN INCHES [mm] OVERALL CABLE LENGTH TOLERANCE: ≤12 [305] = +1 [25] / -0 >12 [305] ≤60 [1524] = +2 [51] / -0 >60 [1524] ≤120 [3048] = +4 [102] / -0 >120 [3048] ≤300 [7620] = +6 [152] / -0 >300 [7620] = +5% / -0% ALL OTHER DIMENSIONAL TOLERANCES: .X = ±.2 [5.08] .XX = ±.02 [51] .XXX = ±.005 [1.27]	APPROVALS DRAWN BY C.MCCORMICK CHECKED BY D. PARHAM APPROVED BY R.CARRICK	DATE 2/5/02 2/5/02 2/5/02	45 BEECHWOOD DRIVE NORTH ANDOVER, MA 01845		
	PROJECTION 	CONFIGURATION DETAILS OF UNDIMENSIONED FEATURES MAY VARY COLOR VARIATIONS MAY OCCUR		CATEGORY TELECOM/MODULAR PRODUCT DESCRIPTION KEYSTONE CAT 5 10P10C IDC JK	
SCALE: NONE		SIZE A	FSCM NO. 43321	DWG. NO. EC1107B-10C5	REV. G
CAD FILE: EC1107B-10C5.SLDDRW			SHEET 1 OF 1		