

6

5

4

3

2

1

## REVISION

ZONE	REV	DESCRIPTION	DATE	CHANGED BY	APPROVED
	A	INITIAL RELEASE	06/12/2025	DMAY	DGUTTADAURO

F

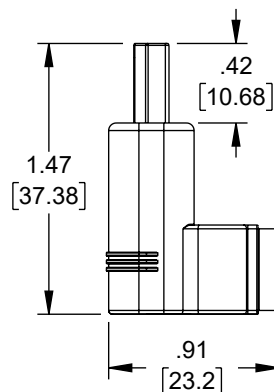
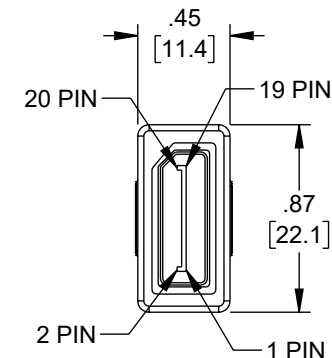
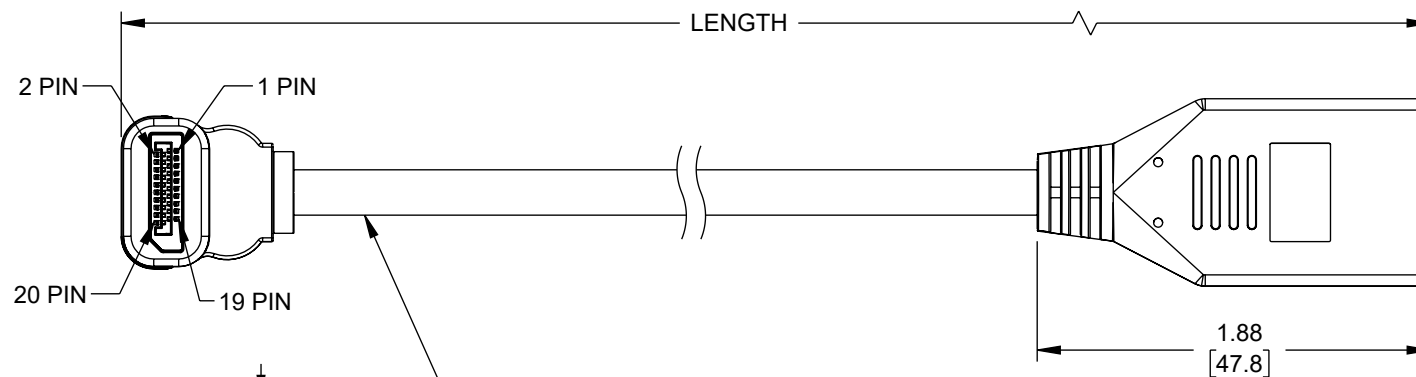
E

D

C

B

A



CABLE [1P\*30#(7/0.10TCID:0.78MM-FM-PE)+D(7/0.10TCID:0.55HDPE)+AL]\*5P+5C\*30#(7/0.10TCID:0.55HD-PE)+AL+F+D(7/0.10BC)+B(80/0.12AM)  
JACKET: OD:6.0±0.15MM BLACK PVC

PIN ASSIGNMENT	
DP M	DP F
1	1
3	3
2	2
4	4
6	6
5	5
7	7
9	9
8	8
10	10
12	12
11	11
15	15
17	17
16	16
13	13
14	14
18	18
19	19

SHELL ———— SHELL

ITEM NUMBER	LENGTH	
	[mm]	[in]
DP8UA-FM-1M	1000±20	39.37±.8

## NOTES:

- ELECTRICAL TEST: PASS 8K@60Hz TEST.
- CABLE ASSEMBLY SHALL BE TESTED FOR CONTINUITY.
- CABLE ASSEMBLY SHALL BE INDIVIDUALLY PACKAGED.

THE INFORMATION CONTAINED IN THIS DRAWING IS THE SOLE PROPERTY OF INFINITE ELECTRONICS, INC. ANY REPRODUCTION IN PART OR WHOLE WITHOUT THE WRITTEN PERMISSION OF INFINITE ELECTRONICS, INC. IS PROHIBITED. THESE COMMODITIES, TECHNOLOGY OR SOFTWARE WERE EXPORTED FROM THE UNITED STATES IN ACCORDANCE WITH THE EXPORT ADMINISTRATION REGULATIONS. DIVERSION CONTRARY TO U.S. LAW PROHIBITED.

6

5

4

3

2

1

UNLESS OTHERWISE SPECIFIED  
LEADING DIMENSIONS ARE INCHES  
DIMENSIONS IN [ ] ARE MILLIMETERS

TOLERANCES:  
X = ±.2 [5] FRACTIONS ± 1/32  
.XX = ±.02 [0.5] ANGLES ± 1°  
.XXX = ±.005 [0.13]

CABLE LENGTH TOLERANCES:  
≤12 [305] = +1 [25] / -0  
>12 [305] ≤ 60 [1524] = +2 [51] / -0  
>60 [1524] ≤ 120 [3048] = +4 [102] / -0  
>120 [3048] ≤ 300 [7620] = +6 [152] / -0  
>300 [7620] = +5% / -0

ALL DIMENSIONS ARE FOR REFERENCE ONLY  
AND SUBJECT TO CHANGE WITHOUT NOTICE.  
UN-DIMENSIONED/NON-CRITICAL FEATURES  
MAY VARY IN SIZE AND LOCATION  
COLORS MAY VARY

**L-com**  
an INFINIT@ brand

Website: www.L-com.com  
Phone: 1.800.341.5266 | 1.978.682.6936



INTERPRET ALL DIMENSIONS AND  
TOLERANCES PER ASME Y14.5

SCALE NONE SHEET 1 OF 1

## DESCRIPTION

DISPLAYPORT CABLE, FEMALE TO UP ANGLE MALE, 8K  
RESOLUTION, 1 METER

SIZE	CAGE CODE	DRAWN BY	ITEM NO.	REV
A	43321	DMAY	DP8UA-FM-1M	A