

6

5

4

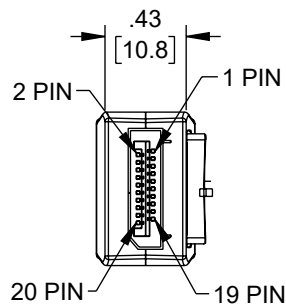
3

2

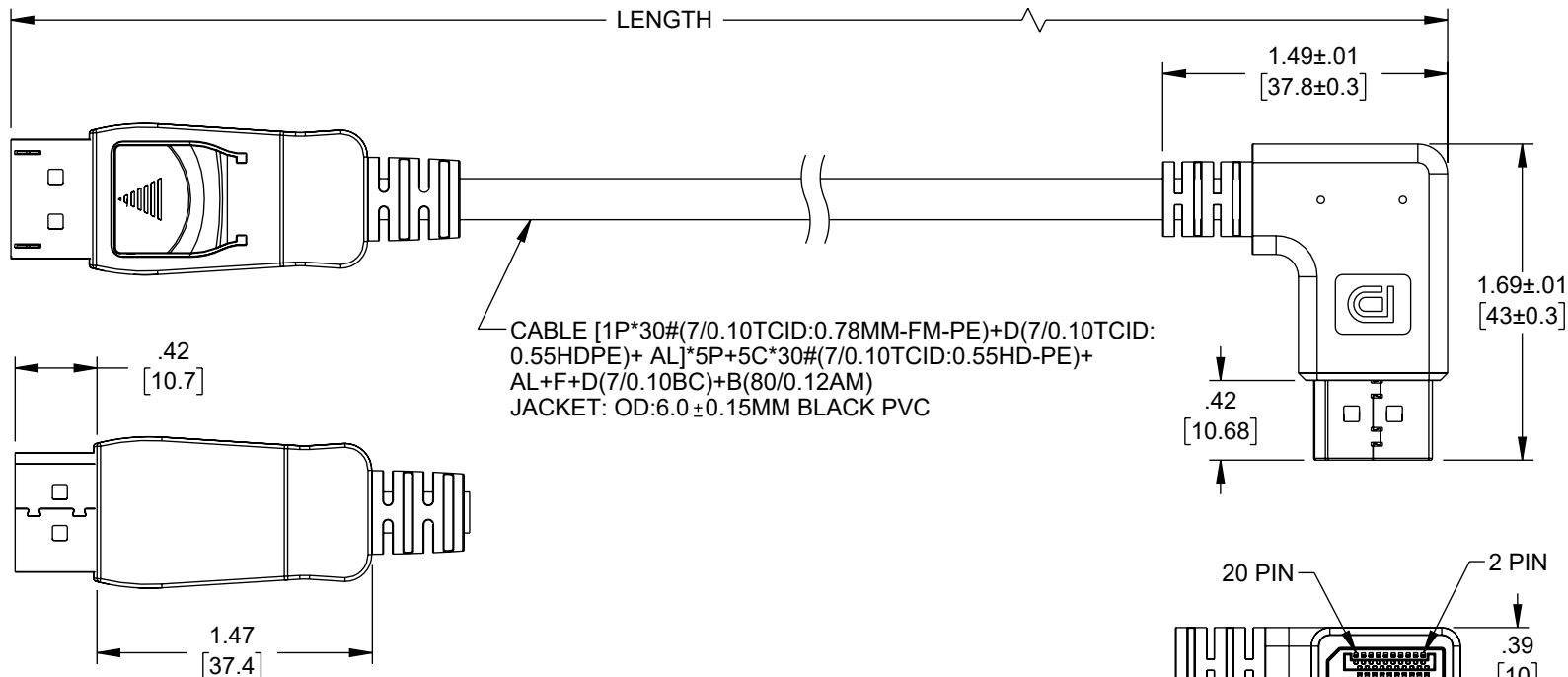
1

REVISION

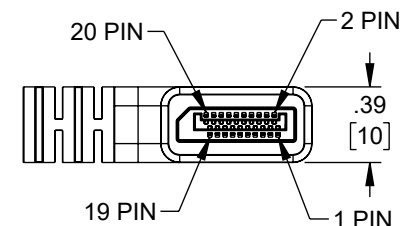
ZONE	REV	DESCRIPTION	DATE	CHANGED BY	APPROVED
	A	INITIAL RELEASE	06/09/2025	DMAY	DGUTTADAURO



P1
DP20P M PLUG
GOLD PLATED



PIN ASSIGNMENT			
DP M			DP M
1			12
3			10
2			11
4			9
6			7
5			8
7			6
9			4
8			5
10			3
12			1
11			2
15			15
17			17
16			16
13			13
14			14
18			18
19			19
SHELL			SHELL



P2
DP20P M PLUG
LEFT ANGLE
GOLD PLATED

NOTES:

- ELECTRICAL TEST: PASS 8K@60Hz TEST.
- CABLE ASSEMBLY SHALL BE TESTED FOR CONTINUITY.
- CABLE ASSEMBLY SHALL BE INDIVIDUALLY PACKAGED.

ITEM NUMBER	LENGTH	
	[mm]	[in]
DP8LA-MM-1M	1000±20	39.37±.8
DP8LA-MM-3M	3000±30	118.1±1.2

UNLESS OTHERWISE SPECIFIED
LEADING DIMENSIONS ARE INCHES
DIMENSIONS IN [] ARE MILLIMETERS

TOLERANCES:
X = ±.2 [5] FRACTIONS
.XX = ±.02 [0.5] ± 1/32
.XXX = ±.005 [0.13] ANGLES ± 1°

CABLE LENGTH TOLERANCES:
≤12 [305] = +1 [25] / -0
>12 [305] ≤ 60 [1524] = +2 [51] / -0
>60 [1524] ≤ 120 [3048] = +4 [102] / -0
>120 [3048] ≤ 300 [7620] = +6 [152] / -0
>300 [7620] = +5% / -0

ALL DIMENSIONS ARE FOR REFERENCE ONLY
AND SUBJECT TO CHANGE WITHOUT NOTICE.
UN-DIMENSIONED NON-CRITICAL FEATURES
MAY VARY IN SIZE AND LOCATION
COLORS MAY VARY

L-com
an INFINIT® brand

Website: www.L-com.com
Phone: 1.800.341.5266 | 1.978.682.6936



INTERPRET ALL DIMENSIONS AND
TOLERANCES PER ASME Y14.5

SCALE NONE SHEET 1 OF 1

DESCRIPTION
DISPLAYPORT CABLE, MALE TO LEFT ANGLE MALE, 8K
RESOLUTION

SIZE	CAGE CODE	DRAWN BY	ITEM NO.	REV
A	43321	DMAY	DP8LA-MM	A

THE INFORMATION CONTAINED IN THIS DRAWING IS THE SOLE PROPERTY OF INFINITE ELECTRONICS, INC. ANY REPRODUCTION IN PART OR WHOLE WITHOUT THE WRITTEN PERMISSION OF INFINITE ELECTRONICS, INC. IS PROHIBITED. THESE COMMODITIES, TECHNOLOGY OR SOFTWARE WERE EXPORTED FROM THE UNITED STATES IN ACCORDANCE WITH THE EXPORT ADMINISTRATION REGULATIONS. DIVERSION CONTRARY TO U.S. LAW PROHIBITED.

6

5

4

3

2

1