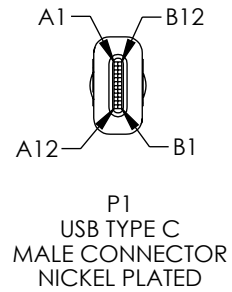
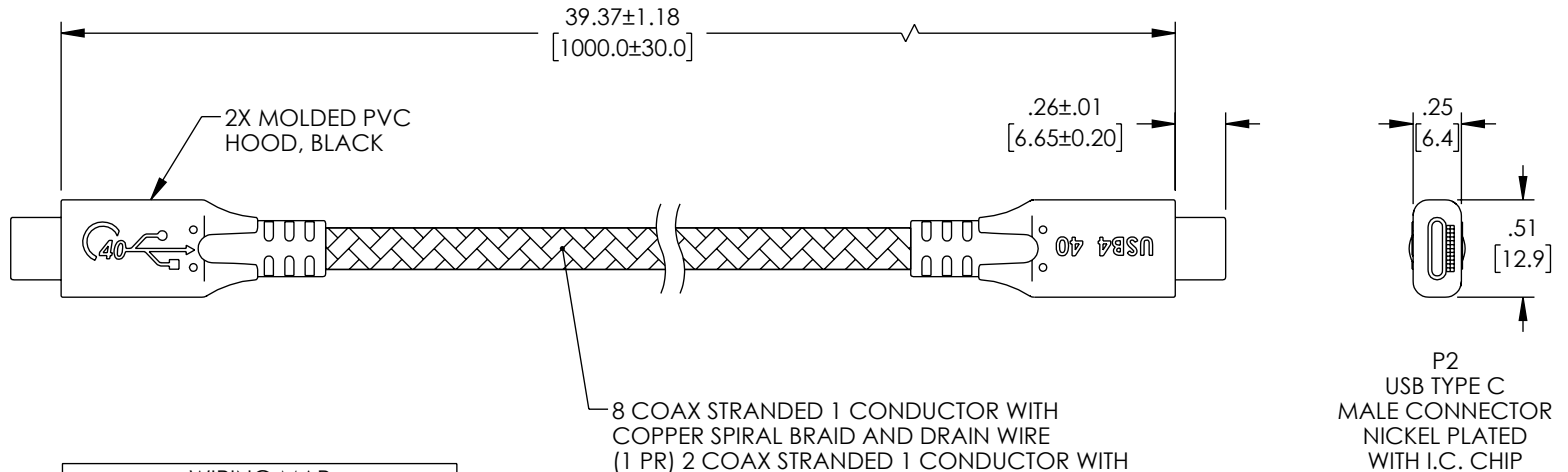


THE INFORMATION CONTAINED IN THIS DRAWING IS THE SOLE PROPERTY OF L-COM, INC. ANY REPRODUCTION IN PART OR WHOLE WITHOUT THE WRITTEN PERMISSION OF L-COM, INC. IS PROHIBITED.

REVISIONS			
REV	DESCRIPTION	DATE	APPROVED
A	INITIAL RELEASE	11/29/2022	Guttadauro


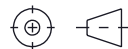


8 COAX STRANDED 1 CONDUCTOR WITH COPPER SPIRAL BRAID AND DRAIN WIRE
 (1 PR) 2 COAX STRANDED 1 CONDUCTOR WITH COPPER SPIRAL SHIELD AND DRAIN WIRE
 1 CONDUCTOR STRANDED COPPER WITH ALUM/POLY FOIL SHIELD
 4 CONDUCTOR STRANDED TINNED COPPER
 OVERALL PAPER WRAP, OVERALL BRAID SHIELD
 JACKET: BLACK PVC WITH BLACK NYLON BRAID

WIRING MAP	
P1	P2
A2	B11
A3	B10
B11	A2
B10	A3
A10	B3
A11	B2
B3	A10
B2	A11
A5	A5
B5	B5
B8	A8
A8	B8
A6	A6
A7	A7
A1, B1, A12, B12 SHELL	A1, B1, A12, B12 SHELL
A4, B4, A9, B9	A4, B4, A9, B9

NOTES:

1. CABLE ASSEMBLY SHALL BE TESTED FOR CONTINUITY.
2. PASS 240W (48V5A) 40G 4K@60Hz 5K@60Hz 8K@60Hz TEST.
3. CABLE ASSEMBLY SHALL BE INDIVIDUALLY PACKAGED.

UNLESS OTHERWISE SPECIFIED, DIMENSIONS ARE IN INCHES [mm] OVERALL CABLE LENGTH TOLERANCE: ≤12 [305] = +1 [25] / -0 >12 [305] ≤60 [1524] = +2 [51] / -0 >60 [1524] ≤120 [3048] = +4 [102] / -0 >120 [3048] ≤300 [7620] = +6 [152] / -0 >300 [7620] = +5% / -0 ALL OTHER DIMENSIONAL TOLERANCES: .X = ±.2 [5] FRACTIONS ± 1/32 .XX = ±.02 [5] ANGLES ± 1° .XXX = ±.005 [13]	APPROVALS	DATE	 50 High Street, West Mill, North Andover, MA 01845 USA. Phone: 1.800.341.5266 1.978.682.6936
	DRAWN BY DFRISIELLO	11/29/2022	
APPROVED BY Guttadauro	11/29/2022	CATEGORY USB	
THIRD-ANGLE PROJECTION 	CONFIGURATION DETAILS OF UNDIMENSIONED FEATURES MAY VARY	PRODUCT DESCRIPTION USBC 4.0-40G/240W, M-M, MOLDED CABLE	
COLOR VARIATIONS MAY OCCUR	SIZE A	CAGE CODE 43321	ITEM NO. CAU4CC-40PC
SCALE: NONE		CAD FILE: CAU4CC-40PC.SLDRW	REV. A