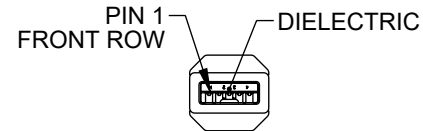
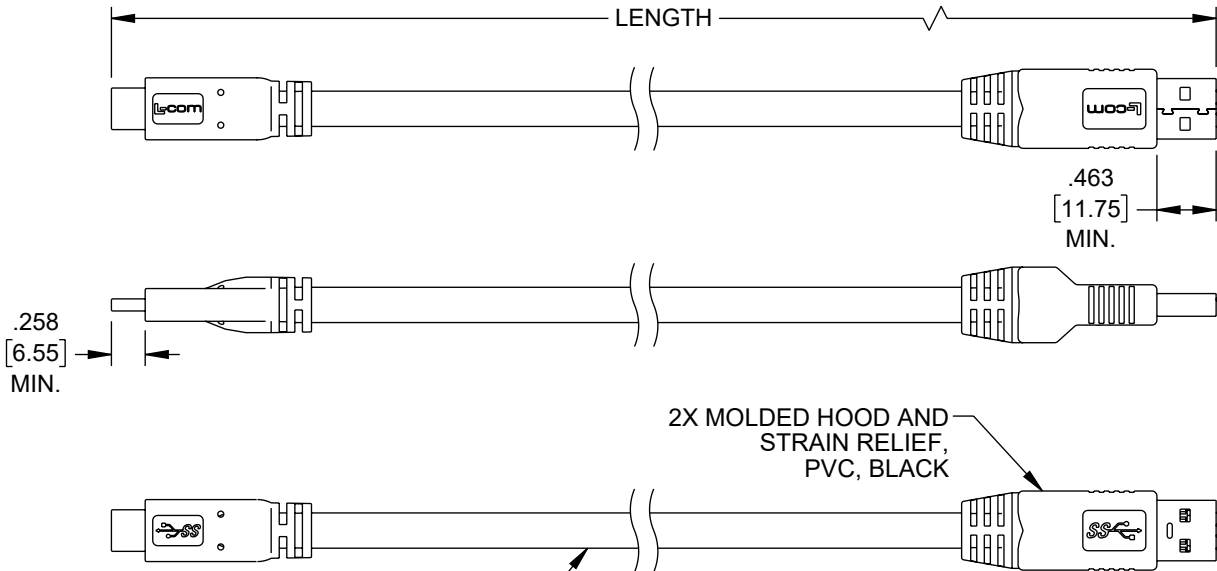
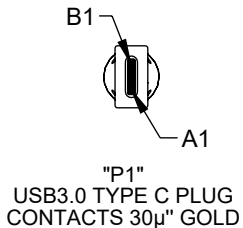


REVISION					
ZONE	REV	DESCRIPTION	DATE	CHANGED BY	APPROVED
	A	INITIAL RELEASE	1/25/2024	DMAY	DGUTTADAURO

F

F



"P2"
USB 3.0 TYPE A PLUG
CONTACTS 30µ" GOLD

E

E

D

D

UL STYLE 20276, USB3.0 HIGH FLEX CABLE,
(2) TWISTED PAIR, 28AWG WITH
ALUM/POLY, DRAIN WIRE AND SPIRAL SHIELD,
(1) UNSHIELDED TWISTED PAIR, 26AWG,
(1) UNSHIELDED TWISTED PAIR, 22AWG,
OVERALL ALUM/POLY AND BRAIDED SHIELD,
JACKET: PVC, BLACK
(NOM DIA. .276" [7.0]; FLAME RATING: UL VW-1;
MIN. FIXED BEND RADIUS: 5X O.D.;
MIN. MOVING BEND RADIUS: 10X O.D.)

WIRING MAP			
"P1"	CONDUCTOR	"P2"	COLOR
A1,B1,A12,B12	SHIELDED PAIR DRAIN 1, DRAIN 2	7	N/A
A4,B4,A9,B9	UNSHIELDED PAIR	4	BLACK
A5		1	RED
A6		N/C	
A7	UNSHIELDED PAIR	3	GREEN
A2		2	WHITE
A3	SHIELDED PAIR 1	6	YELLOW
B11		5	BLUE
B10	SHIELDED PAIR 2	9	ORANGE
SHELL	BRAID	8	GREEN
		SHELL	N/A



PART NUMBER	LENGTH METERS [FEET]
CAU3HFAC-BLK-05M	0.5 [1.64]
CAU3HFAC-BLK-1M	1.0 [3.28]
CAU3HFAC-BLK-105M	1.5 [4.92]
CAU3HFAC-BLK-2M	2.0 [6.56]
CAU3HFAC-BLK-205M	2.5 [8.20]
CAU3HFAC-BLK-3M	3.0 [9.84]

C

C

B

B

A

A

- NOTES:**
- CABLE TYPE-U DRAG CHAIN TESTING:
5 MILLION CYCLES MIN.(75mm BEND RADIUS)
 - CABLE ASSEMBLY SHALL HAVE 360° SHIELD TERMINATION.
 - CABLE ASSEMBLY SHALL BE TESTED FOR CONTINUITY.
 - L-COM LOGO AND USB ICON MAY BE ON ANY SIDE OF THE OVERMOLD FOR USB TYPE C END.
 - CABLE ASSEMBLY SHALL BE INDIVIDUALLY PACKAGED IN ACCORDANCE WITH L-COM SPECIFICATION PS-0031.

THE INFORMATION CONTAINED IN THIS DRAWING IS THE SOLE PROPERTY OF INFINITE ELECTRONICS, INC. ANY REPRODUCTION IN PART OR WHOLE WITHOUT THE WRITTEN PERMISSION OF INFINITE ELECTRONICS, INC. IS PROHIBITED. THESE COMMODITIES, TECHNOLOGY OR SOFTWARE WERE EXPORTED FROM THE UNITED STATES IN ACCORDANCE WITH THE EXPORT ADMINISTRATION REGULATIONS. DIVERSION CONTRARY TO U.S. LAW PROHIBITED.

UNLESS OTHERWISE SPECIFIED
LEADING DIMENSIONS ARE INCHES
DIMENSIONS IN [] ARE MILLIMETERS

TOLERANCES:

X = ±.2 [5]	FRACTIONS
.XX = ±.02 [0.5]	± 1/32
.XXX = ±.005 [0.13]	ANGLES ± 1°

CABLE LENGTH TOLERANCES:

≤12 [305]	= +1 [25] / -0
>12 [305] ≤ 60 [1524]	= +2 [51] / -0
>60 [1524] ≤ 120 [3048]	= +4 [102] / -0
>120 [3048] ≤ 300 [7620]	= +6 [152] / -0
>300 [7620]	= +5% / -0

ALL DIMENSIONS ARE FOR REFERENCE ONLY
AND SUBJECT TO CHANGE WITHOUT NOTICE.
UN-DIMENSIONED/NON-CRITICAL FEATURES
MAY VARY IN SIZE AND LOCATION
COLORS MAY VARY

L-com
an INFINIT@ brand

Website: www.L-com.com
Phone: 1.800.341.5266 | 1.978.682.6936

INTERPRET ALL DIMENSIONS AND TOLERANCES PER ASME Y14.5

SCALE	SHEET
NONE	1 OF 1

DESCRIPTION

CA USB 3.0 A/C HIGH FLEX DRAG CHAIN

SIZE	CAGE CODE	DRAWN BY	ITEM NO.	REV
A	43321	DMAY	CAU3HFAC-BLK	A