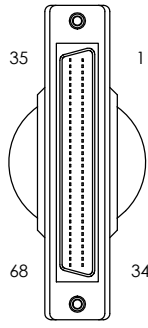


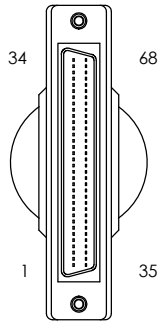
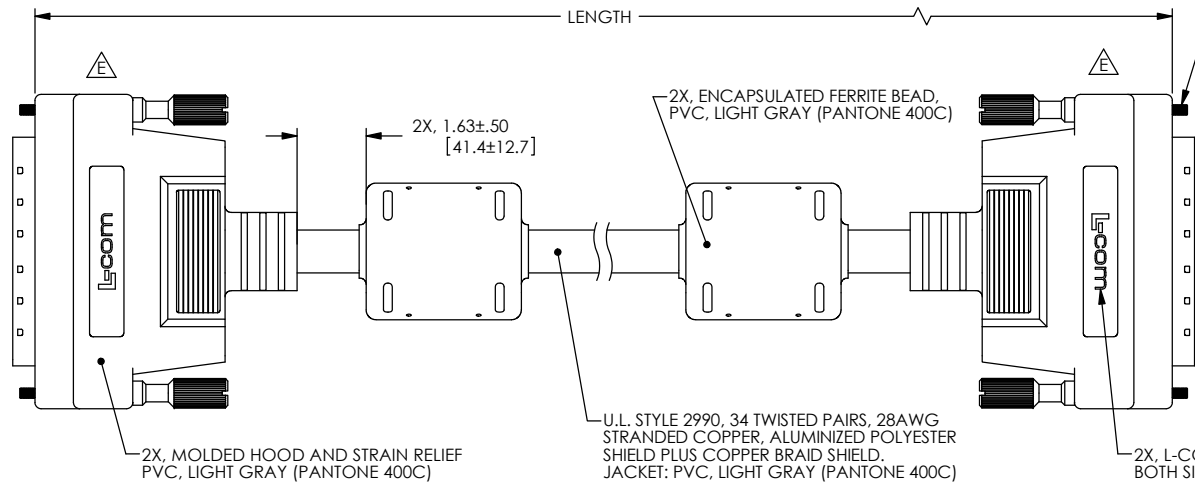
THE INFORMATION CONTAINED IN THIS DRAWING IS THE SOLE PROPERTY OF L-COM, INC. ANY REPRODUCTIONS IN PART OR WHOLE WITHOUT THE WRITTEN PERMISSION OF L-COM, INC. IS PROHIBITED.

REVISIONS			
REV	DESCRIPTION	DATE	CHANGED BY
E	ECN 487A: UPDATED DRAWING FORMAT, LOGOS, AND ADDED ROHS	6/14/13	D. DESJARDIN



"P1"

2X, MALE 68-PIN HIGH DENSITY D-SUB CONNECTOR (.050" [1.27MM] PIN SPACING)



"P2"

WIRE MAP											
"P1"	TWISTED PAIR	"P2"	"P1"	TWISTED PAIR	"P2"	"P1"	TWISTED PAIR	"P2"	"P1"	TWISTED PAIR	"P2"
1	1	1	10	10	10	19	19	19	28	28	28
35	1	35	44	10	44	53	19	53	62	28	62
2	2	2	11	11	11	20	20	20	29	29	29
36	2	36	45	11	45	54	20	54	63	29	63
3	3	3	12	12	12	21	21	21	30	30	30
37	3	37	46	12	46	55	21	55	64	30	64
4	4	4	13	13	13	22	22	22	31	31	31
38	4	38	47	13	47	56	22	56	65	31	65
5	5	5	14	14	14	23	23	23	32	32	32
39	5	39	48	14	48	57	23	57	66	32	66
6	6	6	15	15	15	24	24	24	33	33	33
40	6	40	49	15	49	58	24	58	67	33	67
7	7	7	16	16	16	25	25	25	34	34	34
41	7	41	50	16	50	59	25	59	68	34	68
8	8	8	17	17	17	26	26	26	SHELL	DRAIN	SHELL
42	8	42	51	17	51	60	26	60			
9	9	9	18	18	18	27	27	27			
43	9	43	52	18	52	61	27	61			

MODEL NUMBER	LENGTH	
	METERS	FEET
CAF900MM-05M	0.50	1.64
CAF900MM-1M	1.00	3.28
CAF900MM-2M	2.00	6.56
CAF900MM-3M	3.00	9.84

NOTES:

- MOLDED HOODS HAVE INTERNAL 360° FOIL SHIELDS SOLDERED TO CONNECTOR FRAMES AND CABLE DRAIN WIRE.
- CABLE ASSEMBLY MEETS REQUIREMENTS FOR SCSI-3 SYSTEMS.
- CABLE ASSEMBLY SHALL BE TESTED FOR CONTINUITY.
- CABLE ASSEMBLY SHALL BE INDIVIDUALLY PACKAGED IN ACCORDANCE WITH L-COM SPECIFICATION PS-0031.

REGULATORY COMPLIANCE:
ROHS, CE

UNLESS OTHERWISE SPECIFIED, DIMENSIONS ARE IN INCHES (mm)		APPROVALS		DATE	 45 BEECHWOOD DRIVE NORTH ANDOVER, MA 01845		
OVERALL CABLE LENGTH TOLERANCE: ≤1/2 (12.7) ±.1 (2.5) / -0 ≤1/2 (30.5) ≤5/8 (15.24) ±.2 (5.1) / -0 ≤1/2 (15.24) ≤1/2 (30.5) ±.4 (10.2) / -0 ≤1/2 (30.48) ≤3/4 (19.05) ±.6 (15.2) / -0 ≤3/4 (19.05) ±.8 (20.3) / -0		DRAWN BY	9/20/01			CATEGORY	
ALL OTHER DIMENSIONAL TOLERANCES: X = ±.2 (5.08) XX = ±.02 (5.1) XXX = ±.005 (1.27)		CHECKED BY	9/24/01			PRODUCT DESCRIPTION	
PROJECTION		APPROVED BY	9/25/01			CBL, SCSI3 HPDB68M/M W/WFER	
COLOR VARIATIONS MAY OCCUR		CONFIGURATION DETAILS OF UNDIMENSIONED FEATURES MAY VARY		SIZE	FSCM NO.	DWG. NO.	REV.
		B		43321	CAF900MM	E	
		SCALE: 1:1		CAD FILE: CAF900MM.SLDDRW		SHEET 1 OF 1	