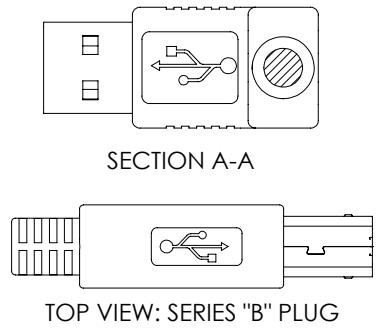
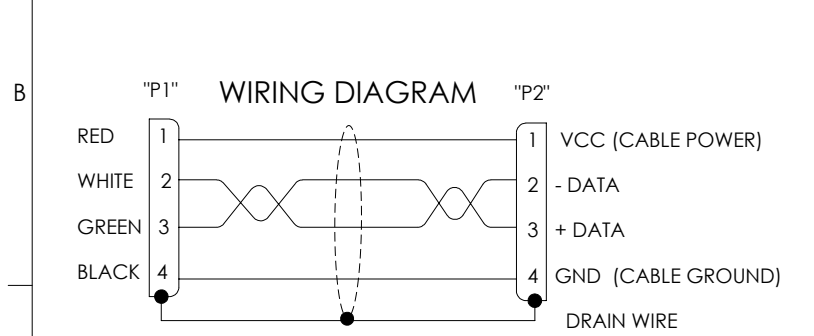
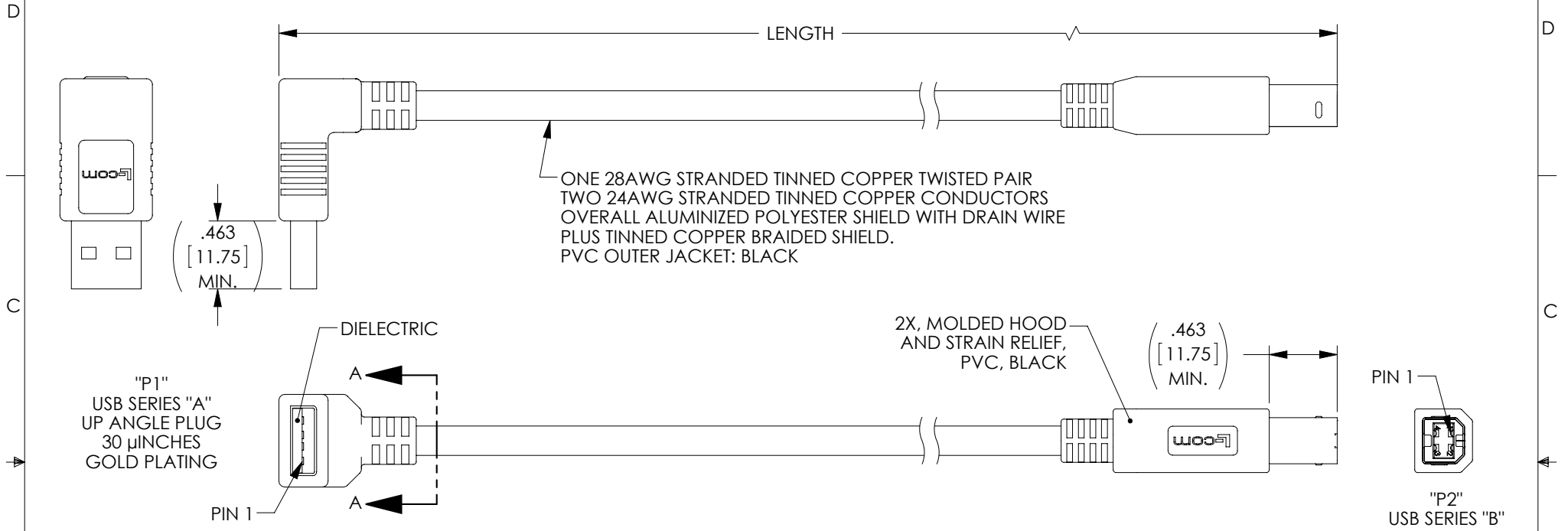


8 7 6 5 4 3 2 1

THE INFORMATION CONTAINED IN THIS DRAWING IS THE SOLE PROPERTY OF L-COM, INC. ANY REPRODUCTION IN PART OR WHOLE WITHOUT THE WRITTEN PERMISSION OF L-COM, INC. IS PROHIBITED.

REVISIONS			
REV	DESCRIPTION	DATE	APPROVED
A	INITIAL RELEASE	1/30/14	D.GRIFFIN



PART NUMBER	LENGTH	
	METERS	FEET
CABLK90UA-B-03M	0.3	.98
CABLK90UA-B-05M	0.5	1.64
CABLK90UA-B-1M	1.0	3.28
CABLK90UA-B-2M	2.0	6.56
CABLK90UA-B-3M	3.0	9.84
CABLK90UA-B-5M	5.0	16.41

- NOTES:**
1. CABLE ASSEMBLY SHALL HAVE 360° SHIELD TERMINATION.
  2. CABLE ASSEMBLY SHALL MEET USB 2.0 REQUIREMENTS.
  3. CABLE ASSEMBLY SHALL BE TESTED FOR CONTINUITY.
  4. CABLE ASSEMBLY SHALL BE INDIVIDUALLY PACKAGED IN ACCORDANCE WITH L-COM SPECIFICATION PS-0031.

**REGULATORY COMPLIANCE:**  
CE2011/65/EU(RoHS DIRECTIVE)

UNLESS OTHERWISE SPECIFIED, DIMENSIONS ARE IN INCHES [mm] OVERALL CABLE LENGTH TOLERANCE: ≤12 [305] = +1 [25] / -0 >12 [305] ≤60 [1524] = +2 [51] / -0 >60 [1524] ≤120 [3048] = +4 [102] / -0 >120 [3048] ≤300 [7620] = +6 [152] / -0 >300 [7620] = +5% / -0%	APPROVALS	DATE		45 BEECHWOOD DRIVE NORTH ANDOVER, MA 01845								
	DRAWN BY D.FRISIELLO	1/28/14		CATEGORY	USB							
ALL OTHER DIMENSIONAL TOLERANCES: .X = ± .2 [5.08] .XX = ± .02 [1.51] .XXX = ±.005 [1.3]	CHECKED BY R.SCOTT	1/28/14	PRODUCT DESCRIPTION									
PROJECTION	APPROVED BY S. SMITH	1/28/14	CA USB 90UP A/STR B BLK									
	CONFIGURATION DETAILS OF UNDIMENSIONED FEATURES MAY VARY	COLOR VARIATIONS MAY OCCUR	<table border="1"> <tr> <td>SIZE</td> <td>FSCM NO.</td> <td>DWG. NO.</td> <td>REV.</td> </tr> <tr> <td><b>A</b></td> <td><b>43321</b></td> <td>CABLK90UA-B</td> <td><b>A</b></td> </tr> </table>	SIZE	FSCM NO.	DWG. NO.	REV.	<b>A</b>	<b>43321</b>	CABLK90UA-B	<b>A</b>	SCALE: NONE
SIZE	FSCM NO.	DWG. NO.	REV.									
<b>A</b>	<b>43321</b>	CABLK90UA-B	<b>A</b>									
			CAD FILE: CABLK90UA-B.SLDDRW	SHEET 1 OF 1								