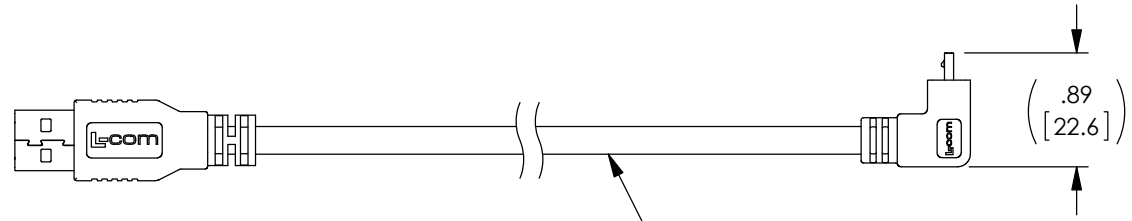
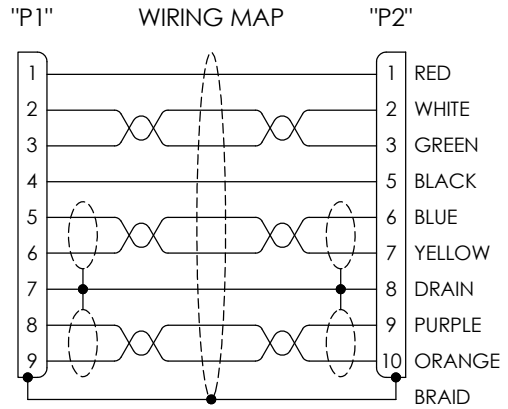
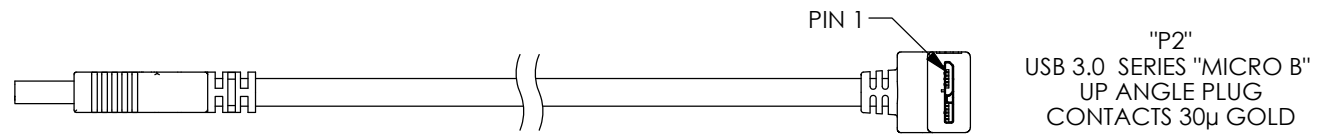
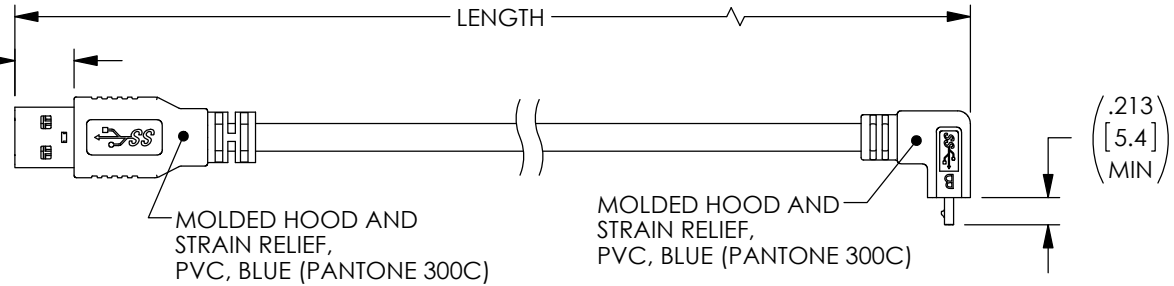
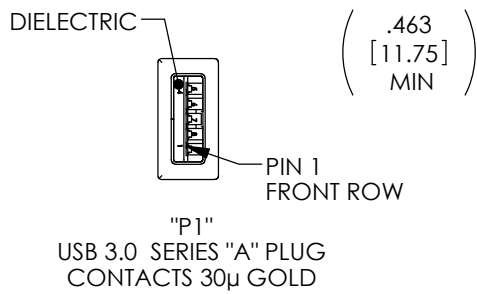


THE INFORMATION CONTAINED IN THIS DRAWING IS THE SOLE PROPERTY OF L-COM, INC. ANY REPRODUCTION IN PART OR WHOLE WITHOUT THE WRITTEN PERMISSION OF L-COM, INC. IS PROHIBITED.

REVISIONS			
REV	DESCRIPTION	DATE	APPROVED
A	INITIAL RELEASE	11/3/15	D.GRIFFIN



PART NUMBER	LENGTH METERS [FEET]
CA3A-90UMICB-03M	0.3 [.98]
CA3A-90UMICB-05M	0.5 [1.64]
CA3A-90UMICB-1M	1.0 [3.28]
CA3A-90UMICB-2M	2.0 [6.56]
CA3A-90UMICB-3M	3.0 [9.84]
CA3A-90UMICB-5M	5.0 [16.41]

NOTES:

1. CABLE ASSEMBLY SHALL HAVE 360° SHIELD TERMINATION.
2. CABLE ASSEMBLY MUST MEET USB 3.0 REQUIREMENTS.
3. CABLE ASSEMBLY SHALL BE TESTED FOR CONTINUITY.
4. CABLE ASSEMBLY SHALL BE INDIVIDUALLY PACKAGED IN ACCORDANCE WITH L-COM SPECIFICATION PS-0031.

REGULATORY COMPLIANCE:
CE2011/65/EU (RoHS DIRECTIVE)

UNLESS OTHERWISE SPECIFIED, DIMENSIONS ARE IN INCHES [mm] OVERALL CABLE LENGTH TOLERANCE: ≤12 [305] = +1 [25] / -0 >12 [305] ≤60 [1524] = +2 [51] / -0 >60 [1524] ≤120 [3048] = +4 [102] / -0 >120 [3048] ≤300 [7620] = +6 [152] / -0 >300 [7620] = +5% / -0% ALL OTHER DIMENSIONAL TOLERANCES: .X = ±.2 [5.08] .XX = ±.02 [1.51] .XXX = ±.005 [1.27]	APPROVALS DRAWN BY D. CASTRO CHECKED BY APPROVED BY	DATE 1/15/15	45 BEECHWOOD DRIVE NORTH ANDOVER, MA 01845	
	CONFIGURATION DETAILS OF UNDIMENSIONED FEATURES MAY VARY			CATEGORY USB
	PROJECTION 	COLOR VARIATIONS MAY OCCUR	SIZE A	FSCM NO. 43321
	SCALE: NONE		DWG. NO. CA3A-90UMICB	PRODUCT DESCRIPTION CA USB 3.0 STR A/90RU MICRO B
CAD FILE: CA3A-90UMICB.SLDDRW		SHEET 1 OF 1		