

6

5

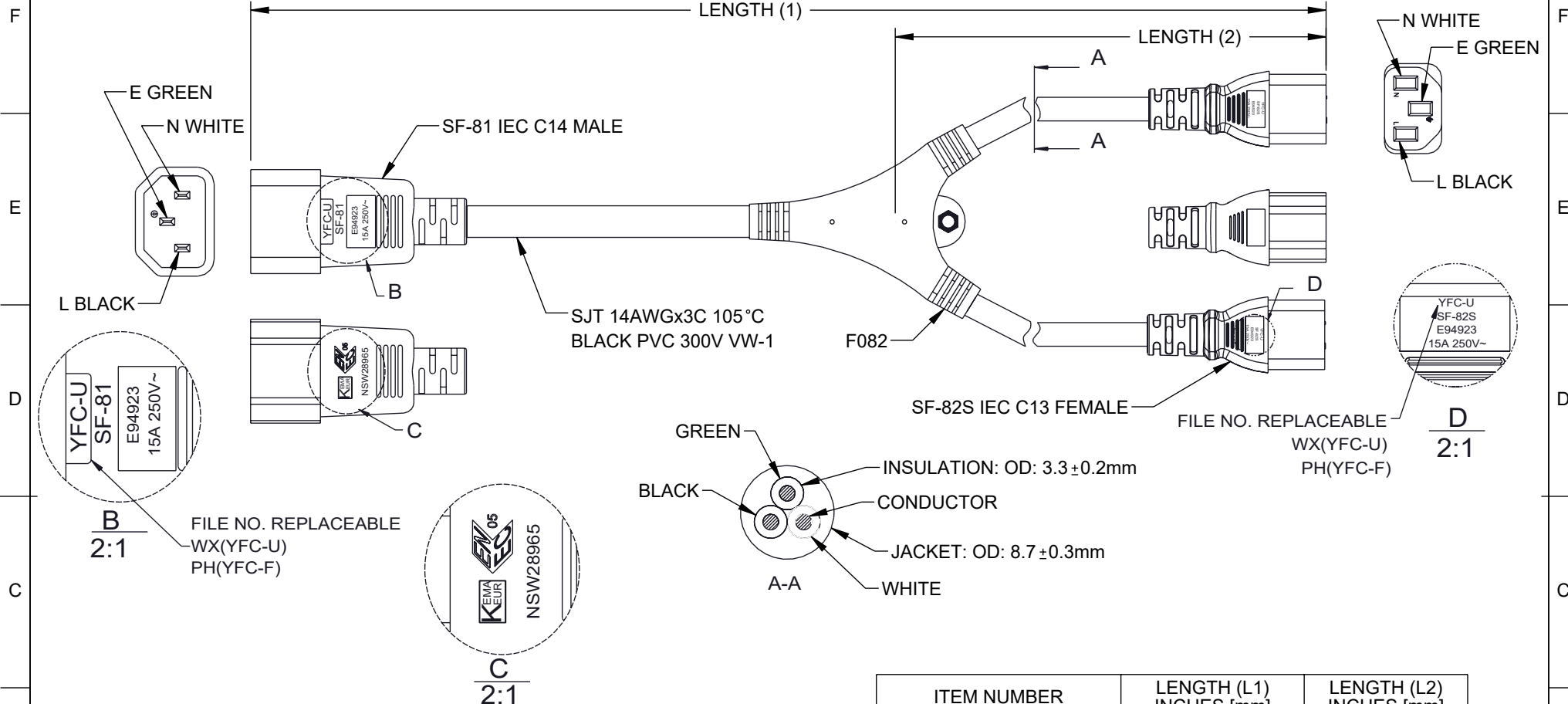
4

3

2

1

| REVISION | | | | | |
|----------|-----|-----------------|------------|------------|----------|
| ZONE | REV | DESCRIPTION | DATE | CHANGED BY | APPROVED |
| | A | INITIAL RELEASE | 04/10/2025 | DMAY | DREBECK |



NOTES:

- VOLTAGE RATING:
DIELECTRIC VOLTAGE WITHSTAND TEST: 1500V / 1 SEC
CONDUCTOR RESISTANCE $\leq 9.05\Omega/1000m$
VOLTAGE RATING AC 300V
- CABLE MARKING:
WX(NO.442): (UL) E135710-F5 SJT 3x14AWG 105°C 300V VW-1
c(UL)SJT 3x2.08mm² (14AWG) 105°C 300V FT2
PH(NO.853): (UL) E135710-F7 SJT 3x14AWG 105°C 300V VW-1
c(UL)SJT 3x2.08mm² (14AWG) 105°C 300V FT2
- CABLE ASSEMBLY SHALL BE INDIVIDUALLY PACKAGED.

THE INFORMATION CONTAINED IN THIS DRAWING IS THE SOLE PROPERTY OF INFINITE ELECTRONICS, INC. ANY REPRODUCTION IN PART OR WHOLE WITHOUT THE WRITTEN PERMISSION OF INFINITE ELECTRONICS, INC. IS PROHIBITED. THESE COMMODITIES, TECHNOLOGY OR SOFTWARE WERE EXPORTED FROM THE UNITED STATES IN ACCORDANCE WITH THE EXPORT ADMINISTRATION REGULATIONS. DIVERSION CONTRARY TO U.S. LAW PROHIBITED.

UNLESS OTHERWISE SPECIFIED
LEADING DIMENSIONS ARE INCHES
DIMENSIONS IN [] ARE MILLIMETERS

TOLERANCES:
X = ± 2 [5]
.XX = ± 0.02 [0.5]
.XXX = ± 0.005 [0.13]
FRACTIONS
 $\pm 1/32$
ANGLES $\pm 1^\circ$

CABLE LENGTH TOLERANCES:
 ≤ 12 [305] = ± 1 [25] / -0
 >12 [305] ≤ 60 [1524] = ± 2 [51] / -0
 >60 [1524] ≤ 120 [3048] = ± 4 [102] / -0
 >120 [3048] ≤ 300 [7620] = ± 6 [152] / -0
 >300 [7620] = $\pm 5\%$ / -0

ALL DIMENSIONS ARE FOR REFERENCE ONLY
AND SUBJECT TO CHANGE WITHOUT NOTICE
UN-DIMENSIONED NON-CRITICAL FEATURES
MAY VARY IN SIZE AND LOCATION
COLORS MAY VARY

L-com
an INFINIT[®] brand

Website: www.L-com.com
Phone: 1.800.341.5266 | 1.978.682.6936



INTERPRET ALL DIMENSIONS AND
TOLERANCES PER ASME Y14.5

| | |
|-------|--------|
| SCALE | SHEET |
| NONE | 1 OF 2 |

| DESCRIPTION | | | | |
|---------------------------------------|-----------|----------|--------------|-----|
| C14 TO C13 SPLITTER POWER CORD-15 AMP | | | | |
| SIZE | CAGE CODE | DRAWN BY | ITEM NO. | REV |
| A | 43321 | DMAY | C14-C132-15Y | A |

6

5

4

3

2

1

6

5

4

3

2

1

F

F

E

E

D

D

C

C

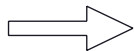
B

B

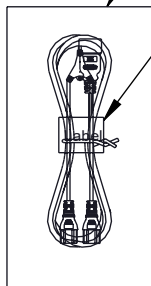
A

A

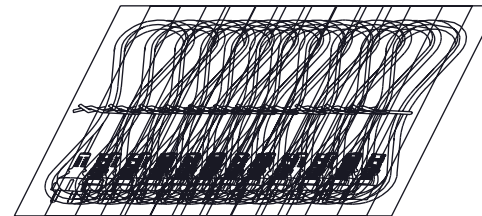
MINI TIE



PE BAG

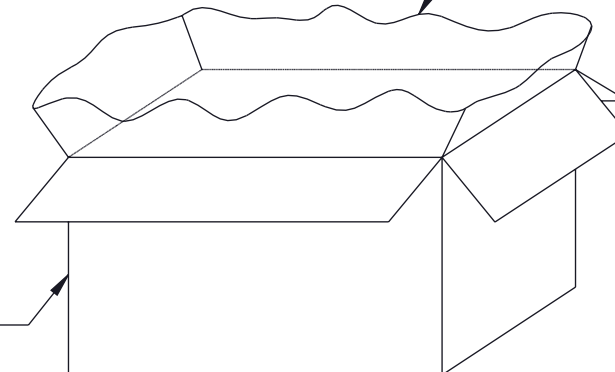


CUSTOMER
BARCODE LABEL

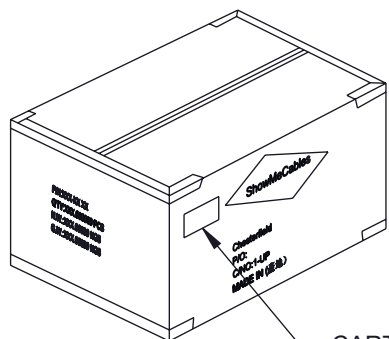


BIG PE BAG

56x38x50x0.003cm



CARTON
OUTER BOX



CARTON LABEL

| CUSTOMER ITEM NO. | LENGTH(mm) | QTY | CARTON SIZE |
|-------------------|------------|-----|-------------|
| C14-C132-15-10F | 3048 ±30 | 30 | 50x32x23cm |
| C14-C132-15-15F | 4572 ±30 | 20 | 50x32x23cm |

L-com[®]

an INFINIT[®] brand

Website: www.L-com.com

Phone: 1.800.341.5266 | 1.978.682.6936



INTERPRET ALL DIMENSIONS AND TOLERANCES PER ASME Y14.5

| | |
|-------|--------|
| SCALE | SHEET |
| NONE | 2 OF 2 |

DESCRIPTION

C14 TO C13 SPLITTER POWER CORD-15 AMP

THE INFORMATION CONTAINED IN THIS DRAWING IS THE SOLE PROPERTY OF INFINITE ELECTRONICS, INC. ANY REPRODUCTION IN PART OR WHOLE WITHOUT THE WRITTEN PERMISSION OF INFINITE ELECTRONICS, INC. IS PROHIBITED. THESE COMMODITIES, TECHNOLOGY OR SOFTWARE WERE EXPORTED FROM THE UNITED STATES IN ACCORDANCE WITH THE EXPORT ADMINISTRATION REGULATIONS. DIVERSION CONTRARY TO U.S. LAW PROHIBITED.

ALL DIMENSIONS ARE FOR REFERENCE ONLY AND SUBJECT TO CHANGE WITHOUT NOTICE. UN-DIMENSIONED/NON-CRITICAL FEATURES MAY VARY IN SIZE AND LOCATION. COLORS MAY VARY.

| | | | | |
|------|-----------|----------|--------------|-----|
| SIZE | CAGE CODE | DRAWN BY | ITEM NO. | REV |
| A | 43321 | DMAY | C14-C132-15Y | A |

6

5

4

3

2

1