

6

5

4

3

2

1

REVISION					
ZONE	REV	DESCRIPTION	DATE	CHANGED BY	APPROVED
	C	UPDATED PER ECO-13348	01/03/2024	DMAY	DGUST

F

E

D

C

B

A

F

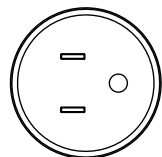
E

D

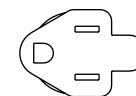
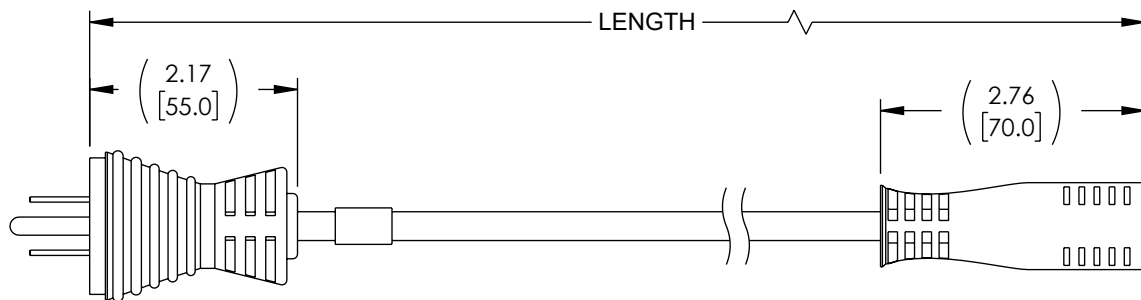
C

B

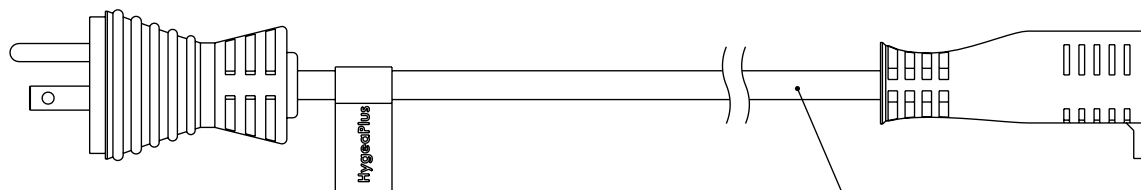
A



NEMA 5/15P  
HOSPITAL GRADE  
BLACK



NEMA 5/15R  
BLACK



ITEM NUMBER	LENGTH, FT [mm]	TOLERANCE
AMHN515N515-10-3F	3.0 [914.4]	± .79 [20.1]
AMHN515N515-10-6F	6.0 [1828.8]	± .79 [20.1]
AMHN515N515-10-10F	10.0 [3048]	± .79 [20.1]
AMHN515N515-10-15F	15.0 [4572]	± .79 [20.1]

**NOTES:**

UL FILE: E234956  
RATING: 10A/125V

1. CABLE ASSEMBLY SHALL BE TESTED FOR CONTINUITY.
2. CABLE ASSEMBLY SHALL BE INDIVIDUALLY PACKAGED.

**REGULATORY COMPLIANCE:**

EU RoHS DIRECTIVE (MOST RECENT RELEASED VERSION)

THE INFORMATION CONTAINED IN THIS DRAWING IS THE SOLE PROPERTY OF INFINITE ELECTRONICS, INC. ANY REPRODUCTION IN PART OR WHOLE WITHOUT THE WRITTEN PERMISSION OF INFINITE ELECTRONICS, INC. IS PROHIBITED. THESE COMMODITIES, TECHNOLOGY OR SOFTWARE WERE EXPORTED FROM THE UNITED STATES IN ACCORDANCE WITH THE EXPORT ADMINISTRATION REGULATIONS. DIVERSION CONTRARY TO U.S. LAW PROHIBITED.

UNLESS OTHERWISE SPECIFIED LEADING DIMENSIONS ARE INCHES DIMENSIONS IN [ ] ARE MILLIMETERS

TOLERANCES:

.X = ±.2 [5]	FRACTIONS
.XX = ±.02 [0.5]	± 1/32
.XXX = ±.005 [0.13]	ANGLES ± 1°

CABLE LENGTH TOLERANCES:

≤12 [305]	= +1 [25] / -0
>12 [305] ≤ 60 [1524]	= +2 [51] / -0
>60 [1524] ≤ 120 [3048]	= +4 [102] / -0
>120 [3048] ≤ 300 [7620]	= +6 [152] / -0
>300 [7620]	= +5% / -0

ALL DIMENSIONS ARE FOR REFERENCE ONLY AND SUBJECT TO CHANGE WITHOUT NOTICE. UN-DIMENSIONED/NON-CRITICAL FEATURES MAY VARY IN SIZE AND LOCATION. COLORS MAY VARY.

**an INFINIT@ brand**

Website: www.L-com.com  
Phone: 1.800.341.5266 | 1.978.682.6936

INTERPRET ALL DIMENSIONS AND TOLERANCES PER ASME Y14.5

SCALE	SHEET
NONE	1 OF 1

DESCRIPTION: HG N5-15P TO N5-15R, ANTIMICROBE JKT, 10 A

SIZE	CAGE CODE	DRAWN BY	ITEM NO.	REV
A	43321	DFRISIELLO	AMHN515N515-10	C

6

5

4

3

2

1