

6

5

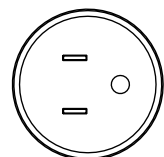
4

3

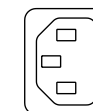
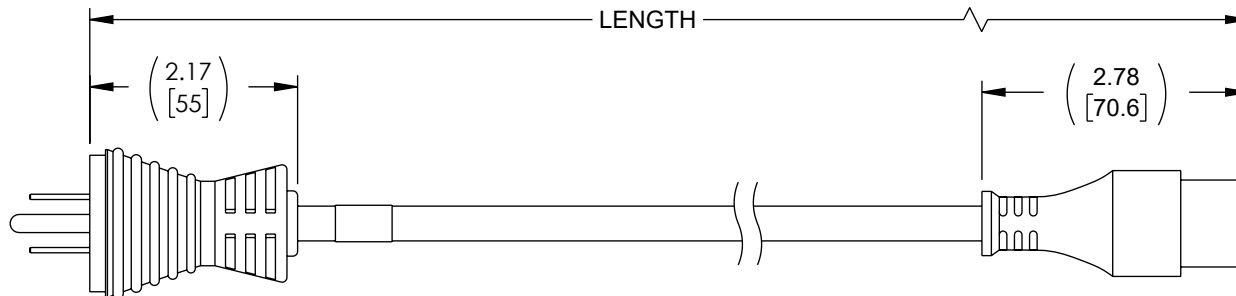
2

1

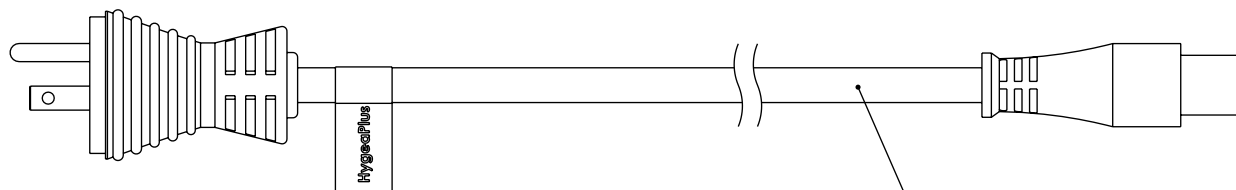
REVISION					
ZONE	REV	DESCRIPTION	DATE	CHANGED BY	APPROVED
	C	UPDATED PER ECO-13348	1/3/2024	DMAY	DGUST



NEMA 5/15P  
HOSPITAL GRADE  
BLACK



C13  
IEC60320  
BLACK



ANTI-MICROBIAL SJTOW3X14AWG  
105° C, BLACK

ITEM NUMBER	LENGTH, FT [mm]	TOLERANCE
AMHN515C13-15-3F	3.0 [914.4]	± .79 [20.1]
AMHN515C13-15-6F	6.0 [1828.8]	± .79 [20.1]
AMHN515C13-15-10F	10.0 [3048]	± .79 [20.1]
AMHN515C13-15-15F	15.0 [4572]	± .79 [20.1]

NOTES:

UL FILE: E234956.  
RATING: 15A.

1. CABLE ASSEMBLY SHALL BE TESTED FOR CONTINUITY.
2. CABLE ASSEMBLY SHALL BE INDIVIDUALLY PACKAGED.

REGULATORY COMPLIANCE:

EU RoHS DIRECTIVE (MOST RECENT RELEASED VERSION)

THE INFORMATION CONTAINED IN THIS DRAWING IS THE SOLE PROPERTY OF INFINITE ELECTRONICS, INC. ANY REPRODUCTION IN PART OR WHOLE WITHOUT THE WRITTEN PERMISSION OF INFINITE ELECTRONICS, INC. IS PROHIBITED. THESE COMMODITIES, TECHNOLOGY OR SOFTWARE WERE EXPORTED FROM THE UNITED STATES IN ACCORDANCE WITH THE EXPORT ADMINISTRATION REGULATIONS. DIVERSION CONTRARY TO U.S. LAW PROHIBITED.

UNLESS OTHERWISE SPECIFIED  
LEADING DIMENSIONS ARE INCHES  
DIMENSIONS IN [ ] ARE MILLIMETERS

TOLERANCES:  
X = ±.2 [5] | FRACTIONS  
.XX = ±.02 [0.5] | ± 1/32  
.XXX = ±.005 [0.13] | ANGLES ± 1°

CABLE LENGTH TOLERANCES:  
≤12 [305] = +1 [25] / -0  
>12 [305] ≤ 60 [1524] = +2 [51] / -0  
>60 [1524] ≤ 120 [3048] = +4 [102] / -0  
>120 [3048] ≤ 300 [7620] = +6 [152] / -0  
>300 [7620] = +5% / -0

ALL DIMENSIONS ARE FOR REFERENCE ONLY  
AND SUBJECT TO CHANGE WITHOUT NOTICE.  
UN-DIMENSIONED/NON-CRITICAL FEATURES  
MAY VARY IN SIZE AND LOCATION  
COLORS MAY VARY

**L-com**  
an INFINIT® brand

Website: www.L-com.com  
Phone: 1.800.341.5266 | 1.978.682.6936



INTERPRET ALL DIMENSIONS AND  
TOLERANCES PER ASME Y14.5

SCALE: NONE | SHEET: 1 OF 1

DESCRIPTION  
HG N5-15P TO C13, ANTIMICROBE JKT, 15A

SIZE	CAGE CODE	DRAWN BY	ITEM NO.	REV
A	43321	DFRISIELLO	AMHN515C13-15	C

6

5

4

3

2

1