

6

5

4

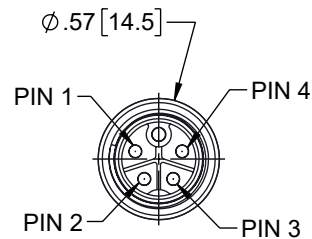
3

2

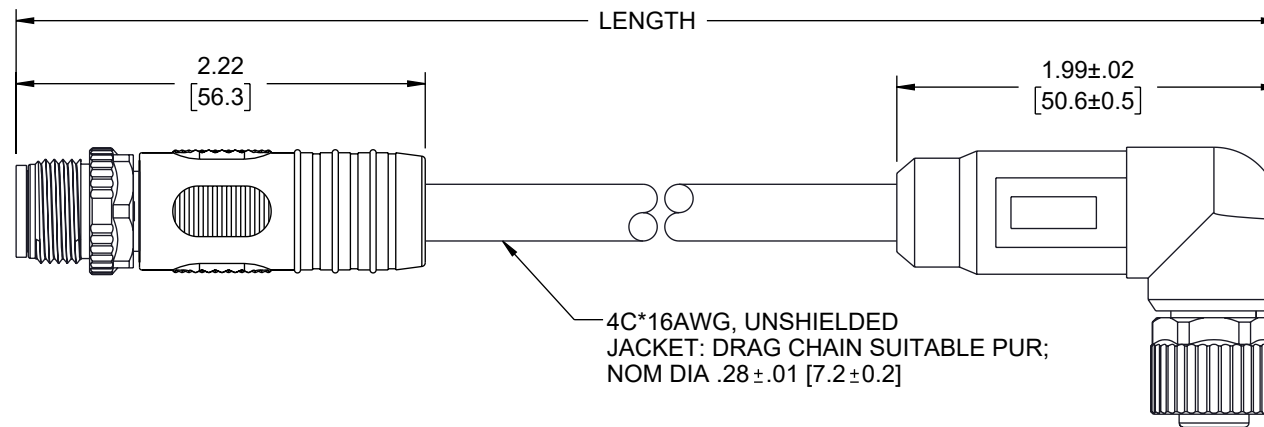
1

## REVISION

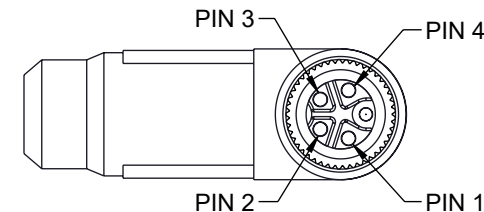
ZONE	REV	DESCRIPTION	DATE	CHANGED BY	APPROVED
	B	ECO-14083	01/07/2025	DMAY	DGUTTADAURO



**P1**  
M12 MALE CONNECTOR  
4 POSITION L-CODED



ITEM NO	LENGTH [TOL.]	
	METERS [mm]	FEET [IN]
TRGL408-P6G-05M	0.5 [+35/-15]	1.64 [+1.38/- .59]
TRGL408-P6G-1M	1 [+35/-20]	3.28 [+1.38/- .79]
TRGL408-P6G-2M	2 [+35/-30]	6.56 [+1.38/-1.18]
TRGL408-P6G-3M	3 [+35/-30]	9.84 [+1.38/-1.18]
TRGL408-P6G-5M	5 [±60]	16.40 [±2.36]
TRGL408-P6G-10M	10 [±80]	32.81 [±3.15]
TRGL408-P6G-15M	15 [±80]	49.21 [±3.15]



**P2**  
M12 FEMALE RIGHT ANGLE CONNECTOR  
4 POSITION L-CODED

## NOTES:

## ELECTRICAL:

- NOMINAL VOLTAGE: 300V
- OPERATING VOLTAGE: 63V DC/AC MAX.
- OPERATING CURRENT PER CONTACT: 12A MAX.

## APPLICATION:

- INGRESS PROTECTION RATING IS IP67 (MATED)
- RECOMMENDED TORQUE VALUE: 0.6Nm
- BEND RADIUS FIXED: 57.6mm MIN.
- BEND RADIUS MOBILE: 108mm MIN.
- TORSION STRESS: ±180°/meter.

## ENVIRONMENTAL:

- TEMPERATURE RANGE FIXED: -25°C TO +80°C
- TEMPERATURE RANGE MOBILE: -25°C TO +70°C
- CABLE JACKET RESISTANCE: OIL
- CABLE JACKET FLAME RATING: HB (UL 94).

## MISCELLANEOUS

- CABLE ASSEMBLY TO BE TESTED FOR CONTINUITY.
- CABLE ASSEMBLY SHALL BE INDIVIDUALLY PACKAGED.

THE INFORMATION CONTAINED IN THIS DRAWING IS THE SOLE PROPERTY OF INFINITE ELECTRONICS, INC. ANY REPRODUCTION IN PART OR WHOLE WITHOUT THE WRITTEN PERMISSION OF INFINITE ELECTRONICS, INC. IS PROHIBITED. THESE COMMODITIES, TECHNOLOGY OR SOFTWARE WERE EXPORTED FROM THE UNITED STATES IN ACCORDANCE WITH THE EXPORT ADMINISTRATION REGULATIONS. DIVERSION CONTRARY TO U.S. LAW PROHIBITED.

## P1 WIRE MAP P2

BROWN 1	1 BROWN
WHITE 2	2 WHITE
BLUE 3	3 BLUE
BLACK 4	4 BLACK

UNLESS OTHERWISE SPECIFIED  
LEADING DIMENSIONS ARE INCHES  
DIMENSIONS IN [ ] ARE MILLIMETERS

## TOLERANCES:

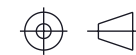
X = ±.2 [5]	FRACTIONS ± 1/32
.XX = ±.02 [0.5]	ANGLES ± 1°
.XXX = ±.005 [0.13]	

CABLE LENGTH TOLERANCES:  
≤12 [305] = +1 [25] / -0  
>12 [305] ≤ 60 [1524] = +2 [51] / -0  
>60 [1524] ≤ 120 [3048] = +4 [102] / -0  
>120 [3048] ≤ 300 [7620] = +6 [152] / -0  
>300 [7620] = +5% / -0

ALL DIMENSIONS ARE FOR REFERENCE ONLY  
AND SUBJECT TO CHANGE WITHOUT NOTICE  
UN-DIMENSIONED NON-CRITICAL FEATURES  
MAY VARY IN SIZE AND LOCATION  
COLORS MAY VARY

**L-com**  
an INFINIT® brand

Website: [www.L-com.com](http://www.L-com.com)  
Phone: 1.800.341.5266 | 1.978.682.6936



INTERPRET ALL DIMENSIONS AND  
TOLERANCES PER ASME Y14.5

SCALE	SHEET
NONE	1 OF 1

## DESCRIPTION

M12 4 POSITION IP67 L-CODE CABLE ASSEMBLY, UNSHIELDED  
16AWG PUR JACKET, MALE TO RIGHT ANGLE FEMALE, BLACK

SIZE	CAGE CODE	DRAWN BY	ITEM NO.	REV
A	43321	HBAKKE	TRGL408-P6G	B

6

5

4

3

2

1