

6

5

4

3

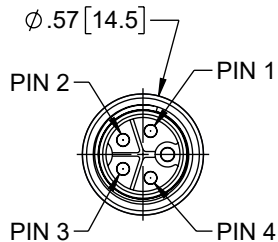
2

1

REVISION

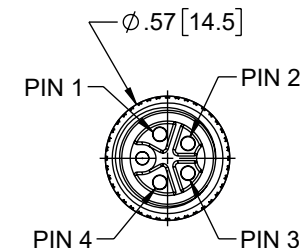
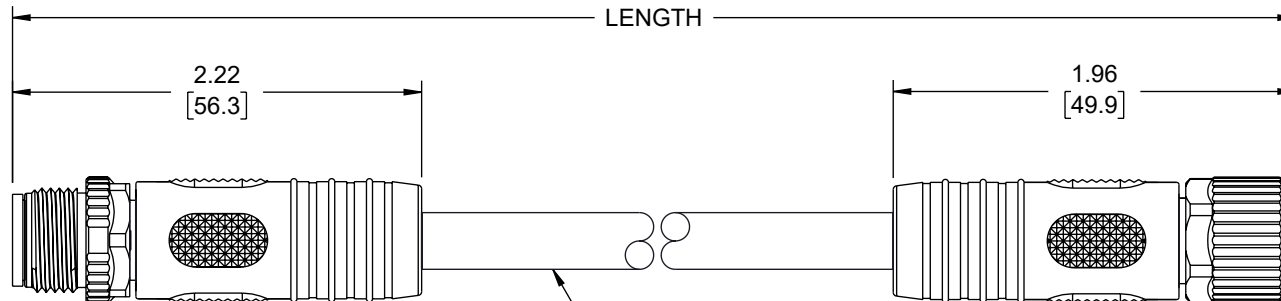
ZONE	REV	DESCRIPTION	DATE	CHANGED BY	APPROVED
	B	ECO-14083	01/07/2025	DMAY	DGUTTADAURO

LENGTH



P1

M12 MALE CONNECTOR
4 POSITION L-CODED



P2

M12 FEMALE CONNECTOR
4 POSITION L-CODED

NOTES:

ELECTRICAL:

- NOMINAL VOLTAGE: 300V
- OPERATING VOLTAGE: 63V DC/AC MAX.
- OPERATING CURRENT PER CONTACT: 12A MAX.

APPLICATION:

- INGRESS PROTECTION RATING IS IP67 (MATED)
- RECOMMENDED TORQUE VALUE: 0.6Nm
- BEND RADIUS FIXED: 57.6mm MIN.
- BEND RADIUS MOBILE: 108mm MIN.
- TORSION STRESS: $\pm 180^\circ$ /meter.

ENVIRONMENTAL:

- TEMPERATURE RANGE FIXED: -25°C TO $+80^\circ\text{C}$
- TEMPERATURE RANGE MOBILE: -25°C TO $+70^\circ\text{C}$
- CABLE JACKET RESISTANCE: OIL
- CABLE JACKET FLAME RATING: HB (UL 94).

MISCELLANEOUS

- CABLE ASSEMBLY TO BE TESTED FOR CONTINUITY.
- CABLE ASSEMBLY SHALL BE INDIVIDUALLY PACKAGED.

P1	WIRE MAP	P2
BROWN 1		1 BROWN
WHITE 2		2 WHITE
BLUE 3		3 BLUE
BLACK 4		4 BLACK

ITEM NO	LENGTH [TOL.]	
	METERS [mm]	FEET [IN]
TRGL402-P6G-05M	0.5 [+35/-15]	1.64 [+1.38/-1.59]
TRGL402-P6G-1M	1 [+35/-20]	3.28 [+1.38/-1.79]
TRGL402-P6G-2M	2 [+35/-30]	6.56 [+1.38/-1.18]
TRGL402-P6G-3M	3 [+35/-30]	9.84 [+1.38/-1.18]
TRGL402-P6G-5M	5 [± 60]	16.40 [± 2.36]
TRGL402-P6G-10M	10 [± 80]	32.81 [± 3.15]
TRGL402-P6G-15M	15 [± 80]	49.21 [± 3.15]

THE INFORMATION CONTAINED IN THIS DRAWING IS THE SOLE PROPERTY OF INFINITE ELECTRONICS, INC. ANY REPRODUCTION IN PART OR WHOLE WITHOUT THE WRITTEN PERMISSION OF INFINITE ELECTRONICS, INC. IS PROHIBITED. THESE COMMODITIES, TECHNOLOGY OR SOFTWARE WERE EXPORTED FROM THE UNITED STATES IN ACCORDANCE WITH THE EXPORT ADMINISTRATION REGULATIONS. DIVERSION CONTRARY TO U.S. LAW PROHIBITED.

6

5

4

3

2

1

UNLESS OTHERWISE SPECIFIED
LEADING DIMENSIONS ARE INCHES
DIMENSIONS IN [] ARE MILLIMETERS

TOLERANCES:
X = ± 2 [5]
.XX = ± 0.02 [0.5]
.XXX = ± 0.005 [0.13]
FRACTIONS
 $\pm 1/32$
ANGLES $\pm 1^\circ$

CABLE LENGTH TOLERANCES:
 ≤ 12 [305] = ± 1 [25] / -0
 >12 [305] ≤ 60 [1524] = ± 2 [51] / -0
 >60 [1524] ≤ 120 [3048] = ± 4 [102] / -0
 >120 [3048] ≤ 300 [7620] = ± 6 [152] / -0
 >300 [7620] = $\pm 5\%$ / -0

ALL DIMENSIONS ARE FOR REFERENCE ONLY
AND SUBJECT TO CHANGE WITHOUT NOTICE.
UN-DIMENSIONED/NON-CRITICAL FEATURES
MAY VARY IN SIZE AND LOCATION
COLORS MAY VARY

L-com
an INFINIT@ brand

Website: www.L-com.com
Phone: 1.800.341.5266 | 1.978.682.6936



INTERPRET ALL DIMENSIONS AND
TOLERANCES PER ASME Y14.5

SCALE
NONE

SHEET
1 OF 1

DESCRIPTION

M12 4 POSITION IP67 L-CODE CABLE ASSEMBLY, UNSHIELDED
16AWG PUR JACKET, MALE TO FEMALE, BLACK

SIZE	CAGE CODE	DRAWN BY	ITEM NO.	REV
A	43321	HBAKKE	TRGL402-P6G	B