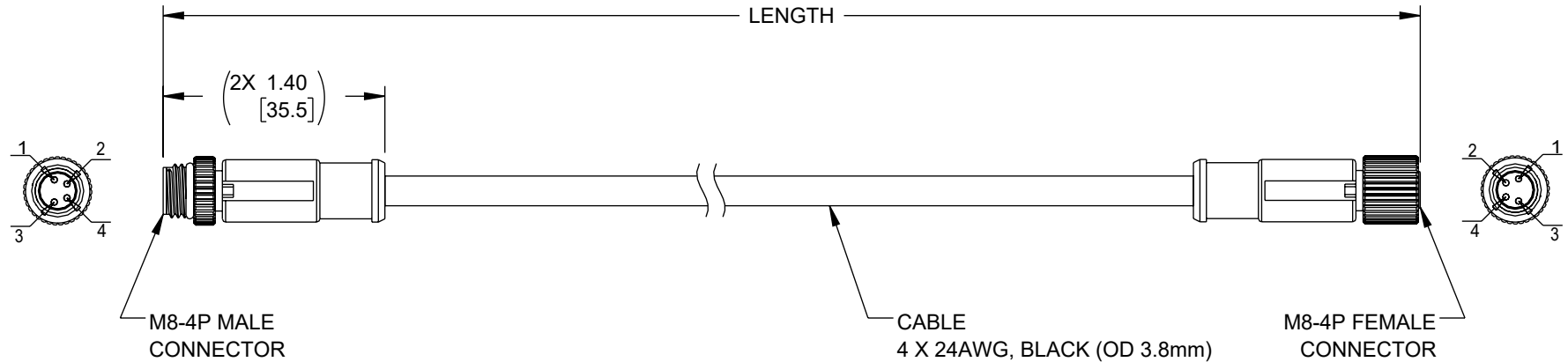


THE INFORMATION CONTAINED IN THIS DRAWING IS THE SOLE  
PROPERTY OF L-COM, INC. ANY REPRODUCTION IN PART OR WHOLE  
WITHOUT THE WRITTEN PERMISSION OF L-COM, INC. IS PROHIBITED.

REVISION					
ZONE	REV	DESCRIPTION	DATE	CHANGED BY	APPROVED
	A	INITIAL RELEASE	04/11/2023	SREITER	GUTTADAURO



#### WIRING DIAGRAM

##### MALE CONNECTOR

1	BROWN
2	BLACK
3	WHITE
4	BLUE

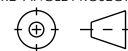

##### FEMALE CONNECTOR

1
2
3
4

PART NUMBER	LENGTH	
	FEET	METERS
TR8402-C4B-1M	3.3	1
TR8402-C4B-3M	9.8	3
TR8402-C4B-5M	16.4	5

#### NOTES:

- 100% OPEN, SHORT, MISWIRE TEST
- INSULATION RESISTANCE: 10MΩ MIN, 300VDC;  
CONDUCTOR RESISTANCE: 3Ω MAX
- WATERPROOF IP67
- LEAD-FREE SOLDER TIN
- OPERATING TEMPERATURE RANGE: -20°C~80°C
- CABLE ASSEMBLIES TO BE TESTED FOR CONTINUITY.
- CABLE ASSEMBLY SHALL BE INDIVIDUALLY PACKAGED  
IN ACCORDANCE WITH L-COM SPECIFICATION PS-0031.

UNLESS OTHERWISE SPECIFIED, DIMENSIONS ARE IN INCHES [mm]  OVERALL CABLE LENGTH TOLERANCE: ≤12 [305] = +1 [25] / -0 >12 [305] ≤60 [1524] = +2 [51] / -0 >60 [1524] ≤120 [3048] = +4 [102] / -0 >120 [3048] ≤300 [7620] = +6 [152] / -0 >300 [7620] = +5% / -0  ALL OTHER DIMENSIONAL TOLERANCES: .X = ± .2 [5]      FRACTIONS .XX = ± .02 [.5]      ± 1/32 .XXX = ± .005 [.13]      ANGLES ± 1°  THIRD-ANGLE PROJECTION 	APPROVALS	DATE	 an INFINITI® brand	50 High Street, West Mill, North Andover, MA 01845 USA. Phone: 1.800.341.5266 1.978.682.6936
	DRAWN BY SREITER	04/11/2023		
	CHECKED BY DGUST	04/11/2023		
	APPROVED BY GUTTADAURO	04/11/2023		
CONFIGURATION DETAILS OF UNDIMENSIONED FEATURES MAY VARY			CATEGORY  CABLE ASSEMBLY	
PRODUCT DESCRIPTION  M8 4 POSITION CABLE, PVC JACKET, MALE/FEMALE - 1M				
COLOR VARIATIONS MAY OCCUR	SIZE A	CAGE CODE 43321	ITEM NO. TR8402-C4B-1M	REV. A
SCALE: NONE		CAD FILE: TR8402-C4B-1M.SLDDRW		SHEET 1 OF 1