

6

5

4

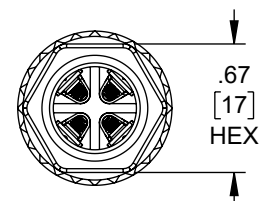
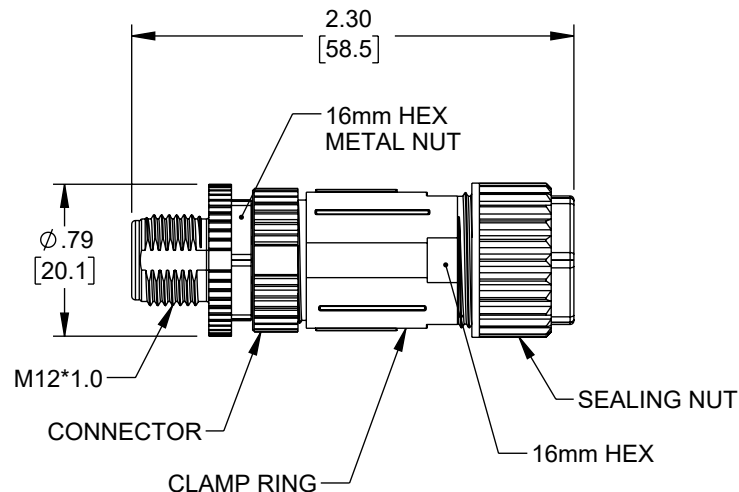
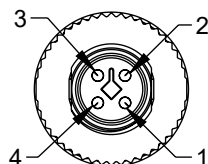
3

2

1

## REVISION

ZONE	REV	DESCRIPTION	DATE	CHANGED BY	APPROVED
	A	INITIAL RELEASE	11/05/2024	DMAY	DGUTTADAURO



## NOTES:

1. **QC** IMPORTANT DIMENSION.
2. WATERPROOF RATE: IP67, MATED
3. CONNECTOR:
  1. HOUSING: THERMOPLASTIC, BLACK
  2. PIN: COPPER ALLOY, GOLD PLATED
  3. EXTENSION NUT: THERMOPLASTIC, BLACK
  4. O-RING: RUBBER, GRAY
  5. NUT: METAL
4. CLAMP RING: THERMOPLASTIC, BLACK
5. SEALING NUT: THERMOPLASTIC, BLACK
6. SEAL: RUBBER, GRAY, OD:  $\phi 8\text{mm} \sim \phi 10\text{mm}$
7. ONE SET UNASSEMBLED IN ONE PE BAG
8. TEMPERATURE RANGE:  $-40^{\circ}\text{C}$  TO  $+105^{\circ}\text{C}$
9. OPERATING VOLTAGE: 63V
10. NOMINAL CURRENT: 12A

REGULATORY COMPLIANCE:  
EU RoHS DIRECTIVE (MOST RECENT RELEASED VERSION).

THE INFORMATION CONTAINED IN THIS DRAWING IS THE SOLE PROPERTY OF INFINITE ELECTRONICS, INC. ANY REPRODUCTION IN PART OR WHOLE WITHOUT THE WRITTEN PERMISSION OF INFINITE ELECTRONICS, INC. IS PROHIBITED. THESE COMMODITIES, TECHNOLOGY OR SOFTWARE WERE EXPORTED FROM THE UNITED STATES IN ACCORDANCE WITH THE EXPORT ADMINISTRATION REGULATIONS. DIVERSION CONTRARY TO U.S. LAW PROHIBITED.

6

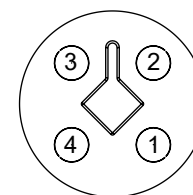
5

4

3

2

1



4P

PIN ASSIGNMENTS  
FRONT VIEW

UNLESS OTHERWISE SPECIFIED  
LEADING DIMENSIONS ARE INCHES  
DIMENSIONS IN [ ] ARE MILLIMETERS

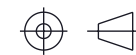
TOLERANCES:	
X = $\pm 2$ [5]	FRACTIONS $\pm 1/32$
.XX = $\pm 0.02$ [0.5]	ANGLES $\pm 1^{\circ}$
.XXX = $\pm 0.005$ [0.13]	

CABLE LENGTH TOLERANCES:	
$\leq 12$ [305]	$\pm 1$ [25] / -0
$>12$ [305] $\leq 60$ [1524]	$\pm 2$ [51] / -0
$>60$ [1524] $\leq 120$ [3048]	$\pm 4$ [102] / -0
$>120$ [3048] $\leq 300$ [7620]	$\pm 6$ [152] / -0
$>300$ [7620]	$\pm 5\%$ / -0

ALL DIMENSIONS ARE FOR REFERENCE ONLY  
AND SUBJECT TO CHANGE WITHOUT NOTICE.  
UN-DIMENSIONED/ NON-CRITICAL FEATURES  
MAY VARY IN SIZE AND LOCATION  
COLORS MAY VARY

**L-com**  
an INFINIT@ brand

Website: [www.L-com.com](http://www.L-com.com)  
Phone: 1.800.341.5266 | 1.978.682.6936



INTERPRET ALL DIMENSIONS AND  
TOLERANCES PER ASME Y14.5

SCALE	SHEET
NONE	1 OF 1

DESCRIPTION  
M12 DC POWER 4 PIN T-CODE MALE FIELD TERMINATION  
CONNECTOR, IP67, FITS 16-20AWG AND 8-10mm CABLE, 63V,  
12A, SCREW-IN STYLE, BLACK

SIZE	CAGE CODE	DRAWN BY	ITEM NO.	REV
A	43321	DMAY	M12FT4TM	A