

6

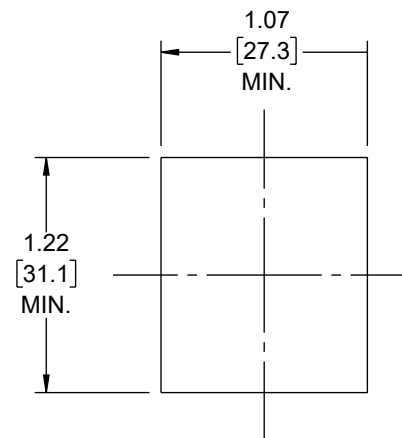
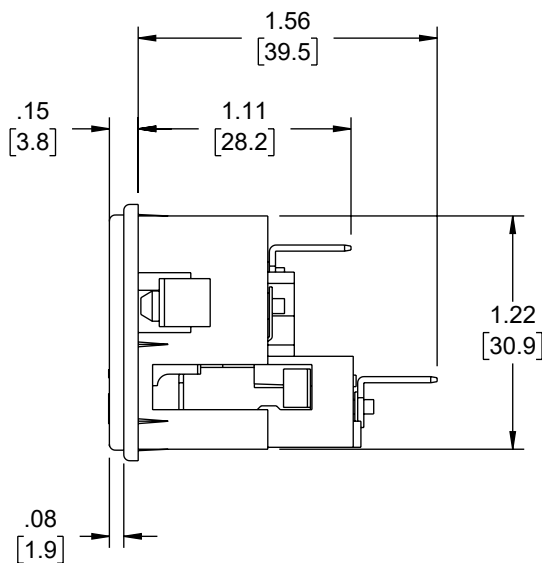
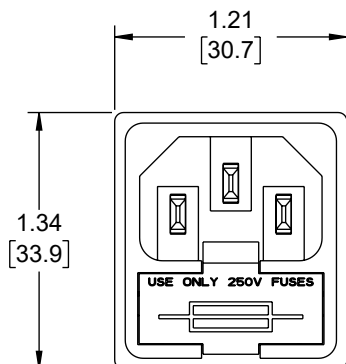
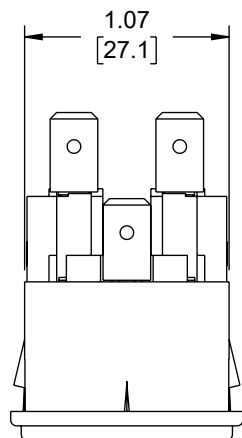
5

4

3

2

1



PANEL FIXING DETAILS

## NOTES:-

1. CONNECTOR TYPE: C14
2. RATING: 10A, 250VAC
3. FEATURES:  
SNAPS INTO 1.5mm PANEL 6.3mm QUICK-CONNECT  
TERMINATIONS DOUBLE FUSEHOLDER
4. PACKAGING NOTE:  
CONNECTOR SHALL BE INDIVIDUALLY PACKAGED, LABEL  
PER LSP-010-5.
5. ALL DIMENSIONS FOR REFERENCE ONLY.

THE INFORMATION CONTAINED IN THIS DRAWING IS THE SOLE PROPERTY OF INFINITE ELECTRONICS, INC. ANY REPRODUCTION IN PART OR WHOLE WITHOUT THE WRITTEN PERMISSION OF INFINITE ELECTRONICS, INC. IS PROHIBITED. THESE COMMODITIES, TECHNOLOGY OR SOFTWARE WERE EXPORTED FROM THE UNITED STATES IN ACCORDANCE WITH THE EXPORT ADMINISTRATION REGULATIONS. DIVERSION CONTRARY TO U.S. LAW PROHIBITED.

6

5

4

3

2

1

REVISION					
ZONE	REV	DESCRIPTION	DATE	CHANGED BY	APPROVED
	B	UPDATED PER ECO-13541	04/09/2024	HBAKKE	DREBECK

<p>UNLESS OTHERWISE SPECIFIED LEADING DIMENSIONS ARE INCHES DIMENSIONS IN [ ] ARE MILLIMETERS</p> <p>TOLERANCES:</p> <table><tr><td>X = ±.2 [5]</td><td>FRACTIONS ± 1/32</td></tr><tr><td>.XX = ±.02 [0.5]</td><td>ANGLES ± 1°</td></tr><tr><td>.XXX = ±.005 [0.13]</td><td></td></tr></table> <p>CABLE LENGTH TOLERANCES:</p> <table><tr><td>≤12 [305]</td><td>= +1 [25] / -0</td></tr><tr><td>&gt;12 [305] ≤ 60 [1524]</td><td>= +2 [51] / -0</td></tr><tr><td>&gt;60 [1524] ≤ 120 [3048]</td><td>= +4 [102] / -0</td></tr><tr><td>&gt;120 [3048] ≤ 300 [7620]</td><td>= +6 [152] / -0</td></tr><tr><td>&gt;300 [7620]</td><td>= +5% / -0</td></tr></table> <p>ALL DIMENSIONS ARE FOR REFERENCE ONLY AND SUBJECT TO CHANGE WITHOUT NOTICE. UN-DIMENSIONED/NON-CRITICAL FEATURES MAY VARY IN SIZE AND LOCATION COLORS MAY VARY</p>		X = ±.2 [5]	FRACTIONS ± 1/32	.XX = ±.02 [0.5]	ANGLES ± 1°	.XXX = ±.005 [0.13]		≤12 [305]	= +1 [25] / -0	>12 [305] ≤ 60 [1524]	= +2 [51] / -0	>60 [1524] ≤ 120 [3048]	= +4 [102] / -0	>120 [3048] ≤ 300 [7620]	= +6 [152] / -0	>300 [7620]	= +5% / -0	<div><div><div>L-com®</div><div>an INFINIT® brand</div></div><div>Website: <a href="http://www.L-com.com">www.L-com.com</a> Phone: 1.800.341.5266   1.978.682.6936</div></div> <div><div></div><div>INTERPRET ALL DIMENSIONS AND TOLERANCES PER ASME Y14.5</div></div> <table><tr><td>SCALE NONE</td><td>SHEET 1 OF 1</td></tr></table>		SCALE NONE	SHEET 1 OF 1
X = ±.2 [5]	FRACTIONS ± 1/32																				
.XX = ±.02 [0.5]	ANGLES ± 1°																				
.XXX = ±.005 [0.13]																					
≤12 [305]	= +1 [25] / -0																				
>12 [305] ≤ 60 [1524]	= +2 [51] / -0																				
>60 [1524] ≤ 120 [3048]	= +4 [102] / -0																				
>120 [3048] ≤ 300 [7620]	= +6 [152] / -0																				
>300 [7620]	= +5% / -0																				
SCALE NONE	SHEET 1 OF 1																				
<p>DESCRIPTION</p> <p>AC PEM C14 1.5mm PANEL SNAP-IN 6.3mm QUICK-CONNECT 2X FUSEHOLDERS</p>																					
SIZE A	CAGE CODE 43321	DRAWN BY PSRINIVAS	ITEM NO. ACM-C4-N15Q6F2-LC	REV B																	