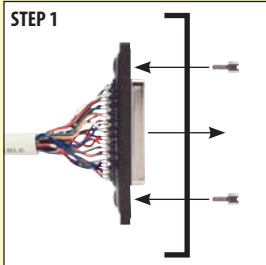


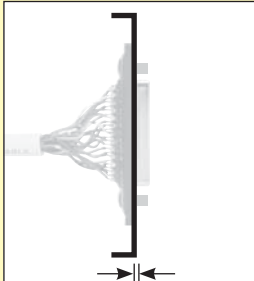


How to apply panel mount waterproof D-Sub products

STEP 1




Mount D-Sub connector from inside of panel/ enclosure using hex jack screws provided.




Maximum panel thickness is 0.078"(0.2cm)

STEP 2



Apply sealing gasket (supplied with backshell kit) in backshell channel around perimeter of D-Sub connector.

STEP 3



Mate connectors and secure backshell thumbscrews to threaded jackscrews.



Waterproof IP67 rating is achieved by gaskets/seals in backshell and silicone seal ring in connector.