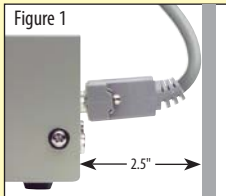




How are right angle adapters used?

Right angle adapters assist in connecting cables in tight spaces by allowing the cable to mate at a 90 degree angle. This reduces the backshell and cable bend distance required when mating cables. L-com offers right angle adapters in DB9, DB15, DB25 and HD15 male to female configurations with three cable exit directions each. Hardware is reversible allowing for use in virtually any application.


Figure 1



Cables require approximately 2.5" to exit a mating connector depending on backshell length and cable diameter/flexibility.

Figure 2

Mating to a female connector



Choose the proper adapter for desired cable exit direction and simply plug the cable into the adapter.

Figure 3

Mating to a female connector





Figure 4



Cable Exit 1 Side View

DG909MF1
Cable Exit 1


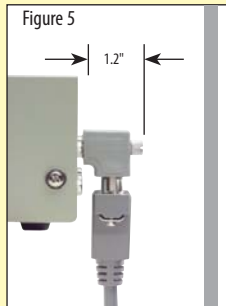



Figure 5



Cable Exit 2 Side View

DG909MF2
Cable Exit 2




New Cable Exit 3 allows the user to rotate the female connector 180° compared to Cable Exits 1 and 2.

DG909MF3
Cable Exit 3



Figure 6


Mating to a male connector



Choose the proper adapter for desired cable exit direction and simply plug the cable into the adapter.

Figure 7

Mating to a male connector



Note: When mating to a male connector, Cable Exits 1 and 2 exit in the same direction.