





How to perform a field installation of a DGBH15FT HD15 (SVGA) jack

STEP 1




Prepare bulk cable by exposing coax and conductor lines as shown.

STEP 2



Insert coax center conductor and shield as well as conductors into appropriate terminal slot as indicated in the supplied wiring diagram. Tighten the setscrews.

STEP 3



Attach the completed assembly to the mounting surface.