





50 High Street, West Mill, 3rd floor, Suite #30, North Andover, MA 01845
 Tel: 800-343-1455 Fax: 978-689-9484 or 978-685-6467
 E-mail: sales@L-com.com Web: www.L-com.com

CTL SERIES - SUPER THIN SVGA CABLES



**ULTRA FLEXIBLE
 GREAT FOR LAPTOPS!**



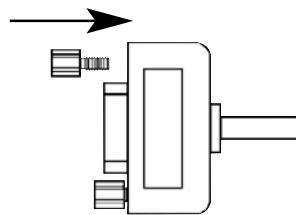
Detail of female end
 being panel mounted

Super thin SVGA cables with reversible hardware

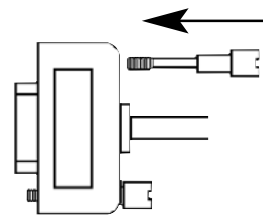
- Interchangeable hardware, thumbscrews or hex nuts
- Panel mountable with supplied hardware
- Ultra Slim jacket measures only 0.23" in diameter
- Exceptional video clarity at highest resolutions
- DDC Compliant

Both types of mounting hardware are included

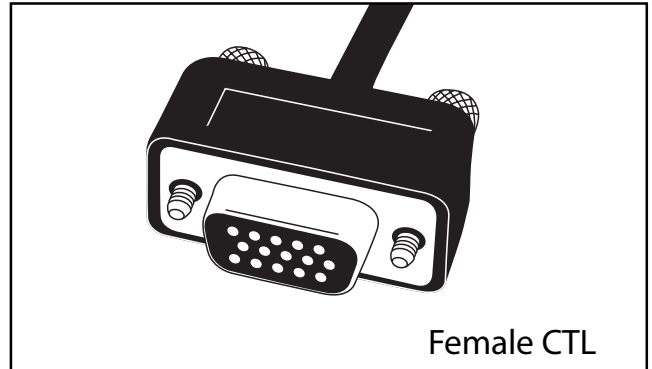
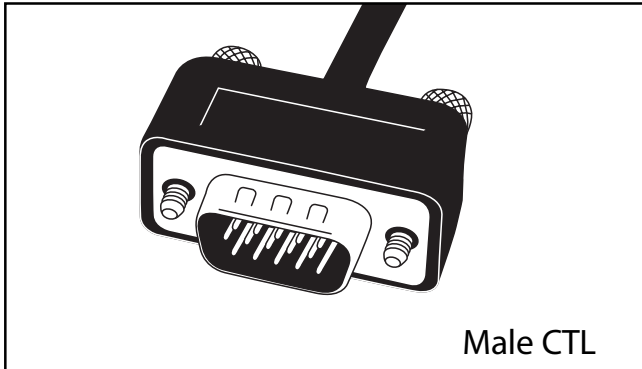
4-40 Hex Standoffs





4-40 Thumbscrews



Easy instructions on how to change the hardware to suit your needs


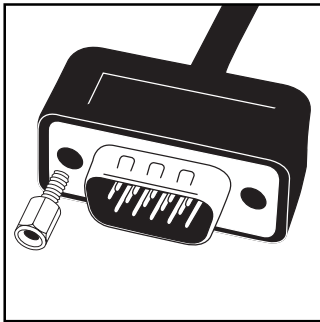


1 Your cable is shipped with male holddown screws regardless of the connector gender. If used as is, you won't need the 4 hex jack screws.




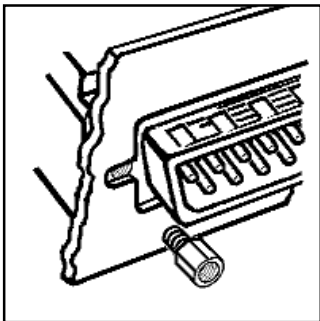
2

If you need a female fastener, simply unscrew the male holddown screws and discard.



3

Then, thread the hex jack screws attached to this sheet and tighten.



4

If you need to install your cable on a panel it should be no thicker than 0.062". Simply follow step #2. Provide proper size opening and install both hex jack screws and tighten.