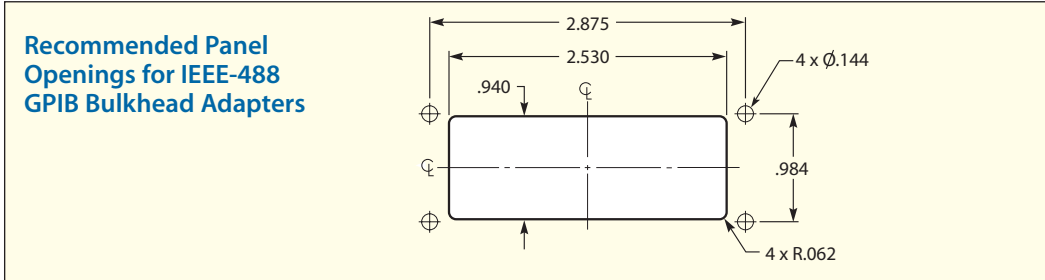


Item #	Description	Connector Orientation	1-9	10-24	25-99	100-249
IEEE-488 GPIB Bulkhead Adapters - The Easiest Way to Feed GPIB Cables Through Panels						
IEEE-488 bulkhead adapters originated because of a need by design and test engineers. These adapters provide the only means of passing an IEEE-488 cable through common cabinet walls and will also provide access to a console work table when mounted on a panel.						
Two basic models are available. The BA model has the conventional male-female entry, where the BF model has two female entries. The BF model allows more than one cable to be mounted piggy-back on both sides of the panel.						
Because of user concerns for ground loops, we now offer another version of the popular CIB24BF with an insulated mounting bracket rather than a metal one. Model CIB24BF-I features a fiberglass mounting bracket.						
CIB24BA	IEEE-488 Bulkhead Adapter, Male / Female	Normal	32.00	29.44	26.88	24.32
CIB24BF	IEEE-488 Bulkhead Adapter, Female / Female	Normal	34.00	31.28	28.56	25.84
CIB24BF-I	IEEE-488 Bulkhead Adapter, Insulated, Female / Female	Normal	35.00	32.20	29.40	26.60



IEEE-488 GPIB Reverse Entry Adapters - The Ultimate Solution for Many Difficult Situations

A new twist has been added to IEEE-488 networking by the introduction of reverse entry adapters. Very similar to the model CIB24BF except that the cables exit in opposite directions. This feature is sometimes desirable and necessary to avoid nearby obstructions. We also offer this reverse entry adapter with an insulated mounting bracket made of fiberglass.

CIB24BFR	Reverse Entry IEEE-488 Bulkhead Adapter, Female / Female	Reverse	34.00	31.28	28.56	25.84
CIB24BFR-I	Reverse Entry IEEE-488 Bulkhead Adapter, Insulated, Female / Female	Reverse	35.00	32.20	29.40	26.60

IEEE-488 GPIB Reverse GPIB Adapter - For Easy Extension of Two Standard IEEE-488 Cables


Normally when an attempt is made to mate and extend two standard IEEE-488 cables, the result is that the cables tend to go in the same direction as shown in Entry A in the Tip below. The XFR reverse adapter will properly orient the two cables so they are in line as shown in Entry B. The double female entry makes it easy to assemble. Made of cast aluminum for light weight and durability.

CIB24XFR	180° Reverse IEEE-488 Adapter, Female / Female	Reverse	26.00	23.92	21.84	19.76
--------------------------	--	---------	-------	-------	-------	-------

IEEE-488 GPIB Reverse Extender - Changes Cable Direction 180° and Extends Port

This is probably the most versatile extension adapter to have in case an IEEE-488 cable exit interferes with other equipment on the same rack. Simply install the Reverse Extender between the receptacle and GPIB cable.

CIB24XR	180° Reverse IEEE-488 Extender, Male / Female	Reverse	26.00	23.92	21.84	19.76
-------------------------	---	---------	-------	-------	-------	-------



Tip


L-com reverse entry adapters solve cable extension problems in the field.

Before:
Typical GPIB cables with normal entry are difficult to extend.

A

After:
A reverse entry adapter solves the problem.

B



Same day shipping
Orders placed before 4:00 EST ship the same day.