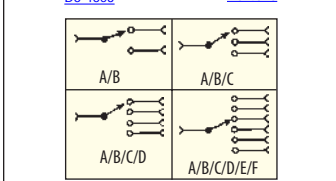

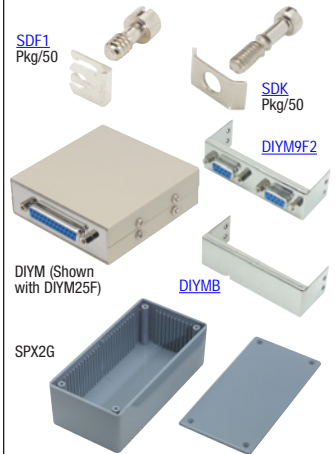


Model	Dim. A	Dim. B
SDG250	.232	.25
SDG300	.232	.30
SDG400	.232	.40
SDG400S	.197	.40
SDG400XS	.160	.40
SDG450XS	.160	.45
SDG500	.232	.50
SDH	.232	NA
SDHS	.195	NA
SDH-160	.160	NA



Item #	Description	Switch Type	1-9	10-24	25-99	100-249	250-499
✓RoHS 4-40 Hex Jack Screws - Difficult to Find Hardware for Mounting D-Sub Connectors							
SDG250	Jack Screw Kit, .25 inch Thread, .232 inch Screwlock, Pkg/50		14.00	13.16	12.32	11.48	10.64
SDG300	Jack Screw Kit, .30 inch Thread, .232 inch Screwlock, Pkg/50		14.00	13.16	12.32	11.48	10.64
SDG400	Jack Screw Kit, .40 inch Thread, .232 inch Screwlock, Pkg/50		14.00	13.16	12.32	11.48	10.64
SDG400S	Jack Screw Kit, .40 inch Thread, .197 inch Screwlock, Pkg/50		14.00	13.16	12.32	11.48	10.64
SDG400XS	Jack Screw Kit, .40 inch Thread, .160 inch Screwlock, Pkg/50		14.00	13.16	12.32	11.48	10.64
SDG450XS	Jack Screw Kit, .45 inch Thread, .160 inch Screwlock, Pkg/50		14.00	13.16	12.32	11.48	10.64
SDG500	Jack Screw Kit, .50 inch Thread, .232 inch Screwlock, Pkg/50		14.00	13.16	12.32	11.48	10.64

✓RoHS Hex Standoff 4-40 Thread - Needed with Hood Kits to Convert Male to Female							
SDH	Hex Standoffs, .232 inch Hex, Pkg/50		8.55	8.04	7.52	7.01	6.50
SDHS	Hex Standoffs, .195 inch Hex, Pkg/50		8.55	8.04	7.52	7.01	6.50
SDH-160	Hex Standoffs, .160 inch Hex, Pkg/50		8.55	8.04	7.52	7.01	6.50

✓RoHS 4-40 Screw and Retainer Pair - For Use on Male D-Sub Connectors with Metal Tabs							
SDF1	Screws and Retainers, Chromate, Pkg/50		12.00	11.28	10.56	9.84	9.12

✓RoHS 4-40 Screw and Guard - Replacement for Cable Connector Hoods Such as SDC Series							
SDK	Screws and Guards, Nickel Plate, Pkg/50		5.45	5.01	4.58	4.14	3.71

Do-It-Yourself Adapter Case Kits - Selection Features All Metal Construction

Another L-com first! A fully shielded metal case allows you to create and build a variety of data line adapters. One case size offered and you can choose from six interchangeable end caps, all with solder cup D-Sub connectors already mounted. One inch height allows ample room for a PC board and small components. Also, two other end plates are offered, one with a 0.5" round hole and one blank. Two identical half sleeves form the case that can be punched or fabricated and permits interior access without removal of end caps. Supplied with eight assembly screws. Order a sufficient number of components to complete your assembly. PC Bone color sleeves and bright nickel plated end caps. Fabricated of heavy gauge steel.

DIYM	Metal Case, Pair 3" x 3" x 1" Overall Size		9.50	9.31	9.12	8.93	8.74
DIYM9E	End Cap with DB9F, Solder Type		7.50	7.35	7.20	7.05	6.90
DIYM9E2	End Cap with 2 DB9F, Solder Type		8.00	7.84	7.68	7.52	7.36
DIYM25F	End Cap with DB25F, Solder Type		8.00	7.84	7.68	7.52	7.36
DIYM37E	End Cap with DB37F, Solder Type		10.00	9.80	9.60	9.40	9.20
DIYMC	End Cap with 0.5" Diameter Hole		5.25	5.15	5.04	4.93	4.83
DIYMB	End Cap, Blank (No Cutouts)		5.25	5.15	5.04	4.93	4.83

Universal Cases - Slotted Guides on all Interior Sides to Accept .062" PC Boards

SPX1G	Universal Case, 100L x 50W x 40H (mm), Gray, with Plastic Cover		1.95	1.83	1.72	1.60	1.48
SPX2G	Universal Case, 125L x 60W x 40H (mm), Gray, with Plastic Cover		2.75	2.59	2.42	2.26	2.09
SPX3G	Universal Case, 145L x 85W x 50H (mm), Gray, with Plastic Cover		3.65	3.43	3.21	2.99	2.77

✓RoHS Patch Panels - Equipped with 16 Slim D-Sub Adapters for Fast Connect/Disconnect

High-Density patch panels contain 16 D-Sub feed-thru adapters to accept data cables equipped with male connectors. This is the simplest patch panel available for use with D-Sub equipped cables. Available in 9, 15 and 25 pin D-Sub types. Panel size is 3 1/2" x 19". Color: Black.

PR35GB9FB	3.50" Panel, 16 DB9 Adapters, Female / Female		109.95	101.15	92.36	83.56	CALL
PR35GB15FB	3.50" Panel, 16 DB15 Adapters, Female / Female		124.95	114.95	104.96	94.96	CALL
PR35GB25FB	3.50" Panel, 16 DB25 Adapters, Female / Female		139.95	128.75	117.56	106.36	CALL

✓RoHS Stainless Wall Plates - Accept a Variety of D-Sub Connectors

Wall plates that accept common D-Sub connectors are found to be useful by many installers. Wall plates also provide a more organized accommodation for your day-to-day cabling needs. Stainless steel gives a commercial appearance that is sometimes more acceptable in today's business office environment. The variety we offer fills most installation needs.

WPD109	Stainless Wall Plate, One DB9 / HD15 Opening		2.60	2.44	2.29	2.13	1.98
WPD115	Stainless Wall Plate, One DB15 / HD26 Opening		2.60	2.44	2.29	2.13	1.98
WPD125	Stainless Wall Plate, One DB25 / HD44 Opening		2.60	2.44	2.29	2.13	1.98

Transfer Switch Boxes Add Flexibility to Use of Computers and Peripherals

These manual switch boxes are economical in price and great for simple switching of commonly used data line types. Metal boxes are utilized for all models and all connector pins are fully populated and wired straight through. The switching illustrations shown will help you select which manual switch to use when interfacing your computer and peripherals.

DB9 Transfer Switch Boxes

D8-4803	DB9 2 Way Switch Box	A/B	14.95	14.05	13.16	12.26	11.36
D8-4808	DB9 4 Way Switch Box	A/B/C/D	19.95	18.75	17.56	16.36	15.16

High Density 15 Pin Transfer Switch Boxes

D8-4828	HD15 2 Way Switch Box	A/B	14.95	14.05	13.16	12.26	11.36
D8-4833	HD15 4 Way Switch Box	A/B/C/D	19.95	18.75	17.56	16.36	15.16

DB15 and DB25 Transfer Switch Boxes

D8-4843/DP15-2	DB15 2 Way Switch Box	A/B	24.95	23.45	21.96	20.46	18.96
D8-4853	DB25 2 Way Switch Box	A/B	14.95	14.05	13.16	12.26	11.36
D8-4858	DB25 3 Way Switch Box	A/B/C	19.95	18.75	17.56	16.36	15.16
D8-4873	DB25 4 Way Switch Box	A/B/C/D	24.95	23.45	21.96	20.46	18.96
D8-4880/DP25-6	DB25 6 Way Switch Box	A/B/C/D/E/F	34.95	32.85	30.76	28.66	26.56

Centronics 36 Transfer Switch Box

D8-4898	Centronics 36 4 Way Switch Box	A/B/C/D	34.95	32.85	30.76	28.66	26.56
-------------------------	--------------------------------	---------	-------	-------	-------	-------	-------

Deluxe Data Line Monitor - With Bipolar Red and Green LEDs to Test EIA232 Lines

The DLMS-2 provides the user with the ability to determine the true status of the operating port. When the data line monitor is inserted between the data terminal and the data transmission equipment, it continuously monitors and displays the seven most critical lines of the EIA232 data path. The indicators show Red for a positive high and Green for a negative low. The monitored lines are: Transmit Data (TD) pin 2, Receive Data (RD) pin 3, Request to Send (RTS) pin 4, Clear to Send (CTS) pin 5, Data Set Ready (DSR) pin 6, Data Carrier Detect (DCD) pin 8 and Data Terminal Ready (DTR) pin 20. Each LED circuit draws about 3 ma and operates in the EIA range of 3.5 to 25 volts. A prime feature is the chrome plated metal enclosure that provides shielding and has the ability to take extensive abuse.

DLMS-2	Deluxe Data Line Monitor, DB25 Male / Female		19.95	18.35	16.76	15.16	13.57
------------------------	--	--	-------	-------	-------	-------	-------

