


Item #	Description	1-9	10-24	25-99	100-249	250-499
✓RoHS DB9, HD15, DB15, DB25 and DB37 Low Profile Right Angle Adapters - Molded and Fully Shielded						
DG909MF1	Low Profile Right Angle Adapter, DB9 Male / Female, Cable Exit 1	7.00	6.58	6.16	5.74	5.32
DG909MF2	Low Profile Right Angle Adapter, DB9 Male / Female, Cable Exit 2	7.00	6.58	6.16	5.74	5.32
DG909MF3	Low Profile Right Angle Adapter, DB9 Male / Female, Cable Exit 3	7.00	6.58	6.16	5.74	5.32
DG90H15MF1	Low Profile Right Angle Adapter, HD15 Male / Female, Cable Exit 1	8.00	7.52	7.04	6.56	6.08
DG90H15MF2	Low Profile Right Angle Adapter, HD15 Male / Female, Cable Exit 2	8.00	7.52	7.04	6.56	6.08
DG90H15MF3	Low Profile Right Angle Adapter, HD15 Male / Female, Cable Exit 3	8.00	7.52	7.04	6.56	6.08
DG9015MF1	Low Profile Right Angle Adapter, DB15 Male / Female, Cable Exit 1	8.00	7.52	7.04	6.56	6.08
DG9015MF2	Low Profile Right Angle Adapter, DB15 Male / Female, Cable Exit 2	8.00	7.52	7.04	6.56	6.08
DG9015MF3	Low Profile Right Angle Adapter, DB15 Male / Female, Cable Exit 3	8.00	7.52	7.04	6.56	6.08
DG9025MF1	Low Profile Right Angle Adapter, DB25 Male / Female, Cable Exit 1	10.00	9.40	8.80	8.20	7.60
DG9025MF2	Low Profile Right Angle Adapter, DB25 Male / Female, Cable Exit 2	10.00	9.40	8.80	8.20	7.60
DG9025MF3	Low Profile Right Angle Adapter, DB25 Male / Female, Cable Exit 3	10.00	9.40	8.80	8.20	7.60
DG9037MF1	Low Profile Right Angle Adapter, DB37 Male / Female, Cable Exit 1	12.00	11.28	10.56	9.84	9.12
DG9037MF2	Low Profile Right Angle Adapter, DB37 Male / Female, Cable Exit 2	12.00	11.28	10.56	9.84	9.12
DG9037MF3	Low Profile Right Angle Adapter, DB37 Male / Female, Cable Exit 3	12.00	11.28	10.56	9.84	9.12

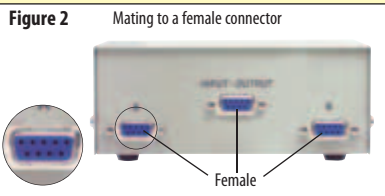


How are right angle adapters used?


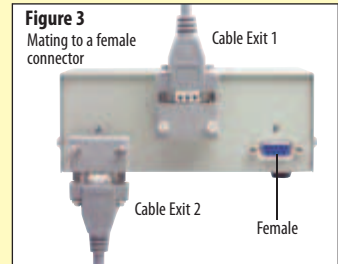
Right angle adapters assist in connecting cables in tight spaces by allowing the cable to mate at a 90 degree angle. This reduces the backshell and cable bend distance required when mating cables. L-com offers right angle adapters in DB9, DB15, DB25, DB37 and HD15 male to female configurations with three cable exit directions each. Hardware is reversible allowing for use in virtually any application.



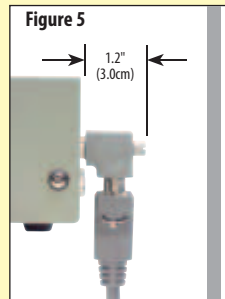

Cables require approximately 2.5" to exit a mating connector depending on backshell length and cable diameter/flexibility.




Choose the proper adapter for desired cable exit direction and simply plug the cable into the adapter.



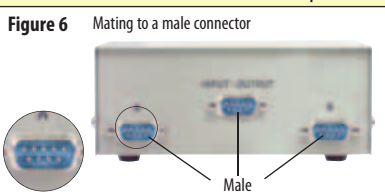

Cable Exit 1 Side View



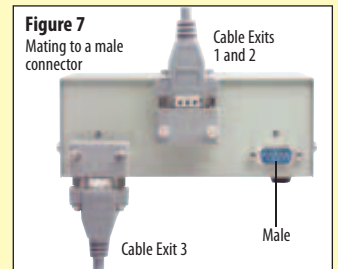
Cable Exit 2 Side View



Cable Exit 3 allows the user to rotate the female connector 180° compared to Cable Exits 1 and 2.



Choose the proper adapter for desired cable exit direction and simply plug the cable into the adapter.



Note: When mating to a male connector, Cable Exits 1 and 2 exit in the same direction.

✓RoHS Y Adapters / Splitters for DB9, DB15 and DB25 Connector Sizes

These handy Y adapters are wired straight through for applications requiring splitting signals. The single end is male while the dual/split end is female for easy attachment to standard cable assemblies. The housing is fully shielded to maintain EMI protection and the contacts are 30 microinch gold plated allowing for many mating cycles. Color is light gray.

ADPT-DB9Y	Y Splitter Adapter, DB9M - DB9F & DB9F	9.50	9.12	8.74	8.36	7.98
ADPT-DB15Y	Y Splitter Adapter, DB15M - DB15F & DB15F	11.00	10.56	10.12	9.68	9.24
ADPT-DB25Y	Y Splitter Adapter, DB25M - DB25F & DB25F	14.00	13.44	12.88	12.32	11.76