





Build Custom Configurations with L-com's Universal Rack Panel System

STEP 1



Start with the Master Rack Panel, UPR35-6B.

STEP 2



Now select a ready made sub-panel that works with your rack panel. See pages 226-230 for more variations.

STEP 3



Using a Phillips or Flat screwdriver, install your sub-panels in the master rack panel.

Item #	Description	Color	1-9	10-24	25-99	100-249	250-499
--------	-------------	-------	-----	-------	-------	---------	---------

RoHS Universal Master Rack Panel with 6 Openings

L-com's Universal Series offers installers the ability to customize their installation with different connections within a single rack panel. The Universal Series panels can save time, money and rack space in an installation project. The master panels feature six punched rectangular openings that will accept any of the numerous sub-panels shown in this catalog. Sub-panel openings are 2.20" (5.6cm) x 2.75" (7.0cm).

UPR35-6B	Master Rack Panel	Black	24.95	23.95	22.95	21.96	20.96
UPR-S-KIT	Master Rack Panel with 6 Black Steel Blanks	Black	46.50	44.64	42.78	40.92	39.06
UPR-A-KIT	Master Rack Panel with 6 Black Aluminum Blanks	Black	46.50	44.64	42.78	40.92	39.06

RoHS Universal Series Blank Sub-Panels

Universal Series blank sub-panels can be used to cover unused openings or may be used to customize a panel assembly. These panels come in 3 different styles for choose from: black anodized aluminum, white high impact plastic, or black steel. The aluminum and plastic panels offer the easiest option for custom drilling or punching holes. The black steel panels are constructed of sturdy cold rolled steel for durability. Each sub-panel is equipped with four pre-tapped holes to accept the four 6-32 mounting screws which are supplied.

USPB	Universal Steel Blank Sub-Panel	Black	3.95	3.79	3.63	3.48	3.32
USP-A	Universal Aluminum Blank Sub-Panel	Black	3.95	3.79	3.63	3.48	3.32
USP-P	Universal Plastic Blank Sub-Panel	White	3.85	3.70	3.54	3.39	3.23

RoHS Universal Series Sub-Panels Featuring Telecom/Network Grade Connections


The Universal sub-panel series offers connections for telecom and network equipment. Choose between Category 3, Category 5E or Category 6 rated connections either shielded or non-shielded. Panel choices offer both feed-thru style couplers and jacks with 110 style punch terminations. Either 2 or 4 connections per panel can be chosen and blank panels are available for further customization. All panels are black steel and come equipped with four pre-tapped holes to accept the four 6-32 mounting screws which are supplied.

USP2ECF4SB	Sub-Panel with 2 ECF Style RJ11 (6x4) Couplers, Straight Wired	13.98	13.42	12.86	12.30	11.74
USP2ECF6SB	Sub-Panel with 2 ECF Style RJ12 (6x6) Couplers, Straight Wired	14.38	13.80	13.23	12.65	12.08
USP2ECF8SKB	Sub-Panel with 2 ECF Style RJ45K (8x8) Keyed Couplers, Straight Wired	15.98	15.34	14.70	14.06	13.42
USP2ECFB4SB	Sub-Panel with 2 ECF Style RJ11 (6x4) Couplers, Straight Wired	17.45	16.75	16.05	15.36	14.66
USP2ECFB6SB	Sub-Panel with 2 ECF Style RJ12 (6x6) Couplers, Straight Wired	17.85	17.14	16.42	15.71	14.99
USP2ECFB8SKB	Sub-Panel with 2 ECF Style RJ45K (8x8) Keyed Couplers, Straight Wired	19.85	19.06	18.26	17.47	16.67
USP2ECF-C3B	Sub-Panel with 2 Category 3 RJ45 (8x8) Couplers	21.35	19.64	17.93	16.23	14.52
USP2ECF-SC3B	Sub-Panel with 2 Category 3 RJ45 (8x8) Couplers, Shielded	25.85	23.78	21.71	19.65	17.58
USP2MCSB	Sub-Panel with 2 Category 5E RJ45 (8x8) Couplers	15.98	15.34	14.70	14.06	13.42
USP4MCSB	Sub-Panel with 4 Category 5E RJ45 (8x8) Couplers	25.98	24.94	23.90	22.86	21.82
USP2SMCSB	Sub-Panel with 2 Category 5E RJ45 (8x8) Couplers, Shielded	19.98	19.18	18.38	17.58	16.78
USP4SMCSB	Sub-Panel with 4 Category 5E RJ45 (8x8) Couplers, Shielded	33.98	32.62	31.26	29.90	28.54
USP2MC6B	Sub-Panel with 2 Category 6 RJ45 (8x8) Couplers	17.98	17.26	16.54	15.82	15.10
USP4MC6B	Sub-Panel with 4 Category 6 RJ45 (8x8) Couplers	29.98	28.78	27.58	26.38	25.18
USP2SMC6B	Sub-Panel with 2 Category 6 RJ45 (8x8) Couplers, Shielded	21.98	21.10	20.22	19.34	18.46
USP4SMC6B	Sub-Panel with 4 Category 6 RJ45 (8x8) Couplers, Shielded	37.98	36.46	34.94	33.42	31.90
USP2ECF-C5EB	Sub-Panel with 2 ECF Kit Category 5E RJ45 (8x8) Couplers	26.85	24.70	22.55	20.41	18.26
USP2ECF-SC5EB	Sub-Panel with 2 ECF Kit Category 5E RJ45 (8x8) Couplers, Shielded	30.85	28.38	25.91	23.45	20.98
USP2ECF-C6B	Sub-Panel with 2 ECF Kit Category 6 RJ45 (8x8) Couplers	29.85	27.46	25.07	22.69	20.30
USP2ECF-SC6B	Sub-Panel with 2 ECF Kit Category 6 RJ45 (8x8) Couplers, Shielded	33.85	31.14	28.43	25.73	23.02
USP2KC-R5EB	Sub-Panel with 2 Category 5E Right Angle Keystone Couplers	28.85	26.54	24.23	21.93	19.62
USP2KCS-R5EB	Sub-Panel with 2 Category 5E Right Angle Keystone Couplers, Shielded	32.85	30.22	27.59	24.97	22.34
USP4KC-R5EB	Sub-Panel with 4 Category 5E Right Angle Keystone Couplers	50.75	46.69	42.63	38.57	34.51
USP4KCS-R5EB	Sub-Panel with 4 Category 5E Right Angle Keystone Couplers, Shielded	58.75	54.05	49.35	44.65	39.95
USP238B	Blank Sub-Panel with 2 Keystone Openings, Pre-Punched	5.95	5.71	5.47	5.24	5.00
USP231B	Blank Sub-Panel with 4 Keystone Openings, Pre-Punched	5.95	5.71	5.47	5.24	5.00
USP229B	Blank Sub-Panel with 2 ECF Style Openings, Pre-Punched	5.95	5.71	5.47	5.24	5.00

Universal Series Sub-Panel Mounted Cable D-Ring

A D-Ring style cable manager mounted to a sub-panel allows a convenient way to secure cables on the rack panel.

USP-CM134B	Sub-Panel Mounted Cable D-Ring	16.95	16.27	15.59	14.92	14.24
------------	--------------------------------	-------	-------	-------	-------	-------



Best Seller



How to terminate a keystone style connector
See the free video tip and more at L-com.com/Videos/A10

