





SMB45-W SMB4545-W



SMM45-6W



SMM45-12W (Shown with cover removed)



WMTA4709-WH (Front View)

WMTA4709-WH (Rear View)

TDA310-8C



RJ45 Keyed

TDA22NS

TDA306-4C

Item #	Description	Color	1-9	10-24	25-99	100-249	250-499
✓RoHS Category 5E Surface Mount Boxes Include RJ45 or RJ12 Jacks and 110 Connectors							
One and two port surface mount boxes include RJ45 (Category 5E) and/or RJ12 (Voice) jacks for easy surface mounting. These units feature colored icons, write on labels and tri-directional cable entry points. Both EIA568A and B wiring codes listed on RJ45 jacks. 50 microinches gold on modular contacts. Ivory or White and UL Listed.							
SMB45-I	Category 5E Surface Box, Single Port, RJ45 (8x8)	Ivory	7.95	7.63	7.31	7.00	6.68
SMB45-W	Category 5E Surface Box, Single Port, RJ45 (8x8)	White	7.95	7.63	7.31	7.00	6.68
SMB4512-I	Category 5E Surface Box, RJ45 (8x8) / RJ12 (6x6)	Ivory	10.95	10.51	10.07	9.64	9.20
SMB4545-I	Category 5E Surface Box, RJ45 (8x8) / RJ45 (8x8)	Ivory	12.95	12.43	11.91	11.40	10.88
SMB4545-W	Category 5E Surface Box, RJ45 (8x8) / RJ45 (8x8)	White	12.95	12.43	11.91	11.40	10.88

✓RoHS Category 5E - 6 and 12 Port Surface Mount Box

These boxes are extremely useful when wiring up densely populated areas such as office cubicles. Each box utilizes 6 or 12 enhanced Category 5 (RJ45) jacks with 110 insulation displacement contacts. Modular contacts have 50 microinches gold meeting FCC requirements and 110 contacts are color coded for EIA568A and B wiring. Multiple cable entry knock outs accommodate different cable dimensions. Supplied with Blue and Red snap in icons, write in strips, double sided adhesive and wood screws. Color: White.

SMM45-6W	Category 5E Surface Box, 6 Port, RJ45 (8x8)	White	34.95	32.15	29.36	26.56	CALL
SMM45-12W	Category 5E Surface Box, 12 Port, RJ45 (8x8)	White	59.95	55.15	50.36	45.56	CALL

How to wire a surface mount box

Parts List:

- SMB series surface mount box
- Wire cutters
- Jacket stripping tool
- 110 tool



Online Video

L-com.com/Videos/A18




STEP 1

Remove cover and attach the jack base assembly using the supplied screws or double stick tape.




STEP 2

Remove approximately 3" of the outer jacket from the cable. Take care not to nick the wires.




STEP 3

Secure cable with a cable tie to the desired entry point.




STEP 4

Insert the pairs to the color coded slots taking care to maintain the conductor twist at the IDC terminal. Push down using a 110 style tool.



STEP 5

Trim excess wire (if your 110 tool doesn't cut) and snap on the retainers caps.



STEP 6

Notch cover to match the cable entry and snap in place.

✓RoHS Surface Wall Mount Backbox

Now you can easily design your own surface mount box. Depending on the kind of faceplate you choose to screw onto this backbox, you can make a surface mount box with various configurations. This backbox is designed to mount on a wall or other surface mount areas. It provides convenient rear and side knock outs for various cable entries. Each unit includes screws and double sided adhesive tape for mounting, black rubber cable door and cable tie.

WMTA4709-WH	Surface Wall Mount Backbox	2.40	2.26	2.11	1.97	1.82
-------------	----------------------------	------	------	------	------	------

✓RoHS Surface Mounted Jacks - Feature Standard Screw Connections and Snap Covers

Eliminating the cover retaining screw and pre-wiring the jack assembly to the terminals reduces installation time. Packaging includes double-sided adhesive tape for mounting on desks, cabinets or where attaching with wood screws is objectionable.

TDA310-4C	Modular Surface Mount Jack, Side Access, RJ11 (6x4)	1.99	1.87	1.75	1.63	1.51
TDA310-6C	Modular Surface Mount Jack, Side Access, RJ12 (6x6)	2.59	2.43	2.28	2.12	1.97
TDA310-8C	Modular Surface Mount Jack, Side Access, RJ45 (8x8)	3.99	3.75	3.51	3.27	3.03
TDA22NS	Modular Surface Mount Jack, Side Access, Keyed, RJ45 (8x8)K	3.95	3.63	3.32	3.00	2.69
RJ31X	Modular Surface Mount Jack, with Shorting Bars, RJ45 (8x8)	3.95	3.63	3.32	3.00	2.69

✓RoHS Surface Mounted Jacks - Narrow Type for High-Density Applications

Measuring less than 1.7" (4.3cm) in width with cable entrance in the rear and supplied with wood mounting screws and two-sided adhesive tape. Screw terminal wiring.

TDA306-4C	Modular Surface Mount Jack, End Access, RJ11 (6x4)	2.10	1.93	1.76	1.60	1.43
TDA306-6C	Modular Surface Mount Jack, End Access, RJ12 (6x6)	2.45	2.25	2.06	1.86	1.67

