

Item #	Description	1-9	10-24	25-99	100-249	250-499
✓RoHS	Flat Silver Satin Modular Cable - Plug to Tinned Wires					
TDC019-1	Flat Modular Cable, RJ11 (6x4) / Tinned End, 1.0 ft	1.75	1.71	1.65	1.54	1.31
TDC019-2	Flat Modular Cable, RJ11 (6x4) / Tinned End, 2.0 ft	1.95	1.91	1.83	1.72	1.46
TDC019-7	Flat Modular Cable, RJ11 (6x4) / Tinned End, 7.0 ft	2.25	2.21	2.11	1.98	1.69
TDC029-1	Flat Modular Cable, RJ12 (6x6) / Tinned End, 1.0 ft	2.50	2.45	2.35	2.20	1.88
TDC029-2	Flat Modular Cable, RJ12 (6x6) / Tinned End, 2.0 ft	2.75	2.69	2.59	2.42	2.06
TDC029-7	Flat Modular Cable, RJ12 (6x6) / Tinned End, 7.0 ft	3.50	3.43	3.29	3.08	2.63
TDC029-14	Flat Modular Cable, RJ12 (6x6) / Tinned End, 14.0 ft	5.00	4.90	4.70	4.40	3.75
TDC005-1	Flat Modular Cable, RJ45 (8x8) / Tinned End, 1.0 ft	3.00	2.94	2.82	2.64	2.25
TDC005-2	Flat Modular Cable, RJ45 (8x8) / Tinned End, 2.0 ft	3.25	3.19	3.05	2.86	2.44
TDC005-7	Flat Modular Cable, RJ45 (8x8) / Tinned End, 7.0 ft	4.50	4.41	4.23	3.96	3.38
TDC005-14	Flat Modular Cable, RJ45 (8x8) / Tinned End, 14.0 ft	6.25	6.13	5.88	5.50	4.69

✓RoHS Flat Silver Satin Modular Cable - Plug to Spade Lugs

Silver satin flat modular cords with one modular plug and uninsulated spade lugs. Great for terminating to screw terminals. Choose four conductor (RJ11), six conductor (RJ12) or eight conductor (RJ45).

TDC018-1	Flat Modular Cable, RJ11 (6x4) / Spade Lug, 1.0 ft	1.75	1.71	1.65	1.54	1.31
TDC018-2	Flat Modular Cable, RJ11 (6x4) / Spade Lug, 2.0 ft	1.95	1.91	1.83	1.72	1.46
TDC018-7	Flat Modular Cable, RJ11 (6x4) / Spade Lug, 7.0 ft	2.25	2.21	2.11	1.98	1.69
TDC018-14	Flat Modular Cable, RJ11 (6x4) / Spade Lug, 14.0 ft	3.25	3.19	3.05	2.86	2.44
TDC028-1	Flat Modular Cable, RJ12 (6x6) / Spade Lug, 1.0 ft	2.50	2.45	2.35	2.20	1.88
TDC028-2	Flat Modular Cable, RJ12 (6x6) / Spade Lug, 2.0 ft	2.75	2.69	2.59	2.42	2.06
TDC028-7	Flat Modular Cable, RJ12 (6x6) / Spade Lug, 7.0 ft	3.75	3.67	3.52	3.30	2.81
TDC028-14	Flat Modular Cable, RJ12 (6x6) / Spade Lug, 14.0 ft	5.00	4.90	4.70	4.40	3.75
TDC004-1	Flat Modular Cable, RJ45 (8x8) / Spade Lug, 1.0 ft	3.00	2.94	2.82	2.64	2.25
TDC004-2	Flat Modular Cable, RJ45 (8x8) / Spade Lug, 2.0 ft	3.25	3.19	3.05	2.86	2.44
TDC004-7	Flat Modular Cable, RJ45 (8x8) / Spade Lug, 7.0 ft	4.50	4.41	4.23	3.96	3.38
TDC004-14	Flat Modular Cable, RJ45 (8x8) / Spade Lug, 14.0 ft	6.25	6.13	5.88	5.50	4.69

✓RoHS Flat Silver Satin Modular Cable - Plug to Plug, Straight-thru Wiring

Silver satin flat modular cords with two modular plugs. Wired straight-thru (1-1, 2-2, 3-3...) for most low speed data applications. Choose four conductor (RJ11), six conductor (RJ12) or eight conductor (RJ45).

TDC301	Flat Modular Cable, RJ11 (6x4) / RJ11 (6x4), 1.0 ft	1.75	1.71	1.65	1.54	1.31
TDC302	Flat Modular Cable, RJ11 (6x4) / RJ11 (6x4), 2.0 ft	1.95	1.91	1.83	1.72	1.46
TDC303	Flat Modular Cable, RJ11 (6x4) / RJ11 (6x4), 3.0 ft	2.00	1.96	1.88	1.76	1.50
TDC305	Flat Modular Cable, RJ11 (6x4) / RJ11 (6x4), 5.0 ft	2.15	2.11	2.02	1.89	1.61
TDC307	Flat Modular Cable, RJ11 (6x4) / RJ11 (6x4), 7.0 ft	2.25	2.21	2.11	1.98	1.69
TDC314	Flat Modular Cable, RJ11 (6x4) / RJ11 (6x4), 14.0 ft	3.25	3.19	3.05	2.86	2.44
TDC325	Flat Modular Cable, RJ11 (6x4) / RJ11 (6x4), 25.0 ft	4.75	4.66	4.46	4.18	3.56
TDC057-2	Flat Modular Cable, RJ12 (6x6) / RJ12 (6x6), 2.0 ft	2.75	2.69	2.59	2.42	2.06
TDC057-7	Flat Modular Cable, RJ12 (6x6) / RJ12 (6x6), 7.0 ft	3.75	3.67	3.52	3.30	2.81
TDC057-14	Flat Modular Cable, RJ12 (6x6) / RJ12 (6x6), 14.0 ft	5.00	4.90	4.70	4.40	3.75
TDC057-25	Flat Modular Cable, RJ12 (6x6) / RJ12 (6x6), 25.0 ft	7.00	6.86	6.58	6.16	5.25
TDC057-50	Flat Modular Cable, RJ12 (6x6) / RJ12 (6x6), 50.0 ft	11.50	11.27	10.81	10.12	8.63
TDC053-2	Flat Modular Cable, RJ45 (8x8) / RJ45 (8x8), 2.0 ft	3.00	2.94	2.82	2.64	2.25
TDC053-7	Flat Modular Cable, RJ45 (8x8) / RJ45 (8x8), 7.0 ft	4.50	4.41	4.23	3.96	3.38
TDC053-14	Flat Modular Cable, RJ45 (8x8) / RJ45 (8x8), 14.0 ft	6.25	6.13	5.88	5.50	4.69
TDC053-25	Flat Modular Cable, RJ45 (8x8) / RJ45 (8x8), 25.0 ft	9.00	8.82	8.46	7.92	6.75
TDC053-50	Flat Modular Cable, RJ45 (8x8) / RJ45 (8x8), 50.0 ft	15.25	14.95	14.33	13.42	11.44
TDC053-100	Flat Modular Cable, RJ45 (8x8) / RJ45 (8x8), 100.0 ft	28.00	27.44	26.32	24.64	21.00

✓RoHS Flat Silver Satin Modular Cable - Plug to Plug, Crossed Wiring

Silver satin flat modular cords with two modular plugs. Crossed wires for many voice applications. Choose four conductor (RJ11), six conductor (RJ12) or eight conductor (RJ45).

TDC207	Flat Modular Cable, RJ11 (6x4) / RJ11 (6x4), 7.0 ft	2.25	2.21	2.11	1.98	1.69
TDC214	Flat Modular Cable, RJ11 (6x4) / RJ11 (6x4), 14.0 ft	3.25	3.19	3.05	2.86	2.44
TDC225	Flat Modular Cable, RJ11 (6x4) / RJ11 (6x4), 25.0 ft	4.50	4.41	4.23	3.96	3.38
TDC027-2	Flat Modular Cable, RJ12 (6x6) / RJ12 (6x6), 2.0 ft	2.75	2.69	2.59	2.42	2.06
TDC027-7	Flat Modular Cable, RJ12 (6x6) / RJ12 (6x6), 7.0 ft	3.75	3.67	3.52	3.30	2.81
TDC027-14	Flat Modular Cable, RJ12 (6x6) / RJ12 (6x6), 14.0 ft	5.00	4.90	4.70	4.40	3.75
TDC027-25	Flat Modular Cable, RJ12 (6x6) / RJ12 (6x6), 25.0 ft	7.00	6.86	6.58	6.16	5.25
TDC003-2	Flat Modular Cable, RJ45 (8x8) / RJ45 (8x8), 2.0 ft	3.25	3.19	3.05	2.86	2.44
TDC003-7	Flat Modular Cable, RJ45 (8x8) / RJ45 (8x8), 7.0 ft	4.50	4.41	4.23	3.96	3.38
TDC003-14	Flat Modular Cable, RJ45 (8x8) / RJ45 (8x8), 14.0 ft	6.25	6.13	5.88	5.50	4.69
TDC003-25	Flat Modular Cable, RJ45 (8x8) / RJ45 (8x8), 25.0 ft	9.00	8.82	8.46	7.92	6.75

Flat Silver Satin Modular Cable - DEC Plug to DEC Plug, Crossed Wiring

Special silver satin flat modular cords for DEC applications. Assemblies utilize 6 position modified modular plugs with offset connectors. Cross wired.

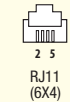
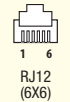

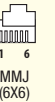
TDC067-7D	Flat Modular Cable, RJ12 (6x6MMJ) / RJ12 (6x6MMJ), 7.0 ft	4.25	4.17	3.99	3.74	3.19
TDC067-14D	Flat Modular Cable, RJ12 (6x6MMJ) / RJ12 (6x6MMJ), 14.0 ft	5.75	5.63	5.40	5.06	4.31



Tip *What is the difference between straight-thru and cross pinning?*


Straight-thru means each contact is straight pinned to its respective contact (1-1, 2-2, 3-3, etc.). Crossed pinning means contacts are pinned through to the opposite contact. Example: on an 8 position RJ45: 1-8, 2-7, 3-6, etc.

When using a coupler between two patch cords it is important to choose the correct type. As the diagrams illustrate, if the desired pinning from end to end is crossed then the coupler and cables must be crossed. For straight pinning, all cables and couplers must be straight-thru type.


Crossed Couplers with Crossed Output				Straight Couplers with Straight Output			
Crossed		Crossed Coupler		Crossed		Straight Coupler	
A	B	A	B	A	B	A	B
Straight		Crossed Coupler		Straight		Straight Coupler	
A	B	A	B	A	B	A	B








TDC019




TDC029




TDC005




TDC018




TDC028




TDC004



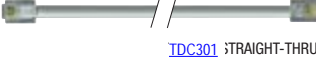
TDC301 STRAIGHT-THRU




TDC057 STRAIGHT-THRU




TDC053 STRAIGHT-THRU




TDC207 CROSSED



TDC027 CROSSED



TDC003 CROSSED



TDC067 CROSSED

Bulk Flat Cable can be found on page 61.

Custom design and manufacturing capabilities

Our product design process takes you from concept to production. L-com.com/Custom

