THE INFORMATION CONTAINED IN THIS DRAWING IS THE SOLE PROPERTY OF L-COM, INC. ANY REPRODUCTION IN PART OR WHOLE WITHOUT THE WRITTEN PERMISSION OF L-COM, INC. IS PROHIBITED.

REVISIONS

REV	DESCRIPTION	DATE	APPROVED
A	INITIAL RELEASE	7/21/10	D.GRIFFIN
-	-	-	-

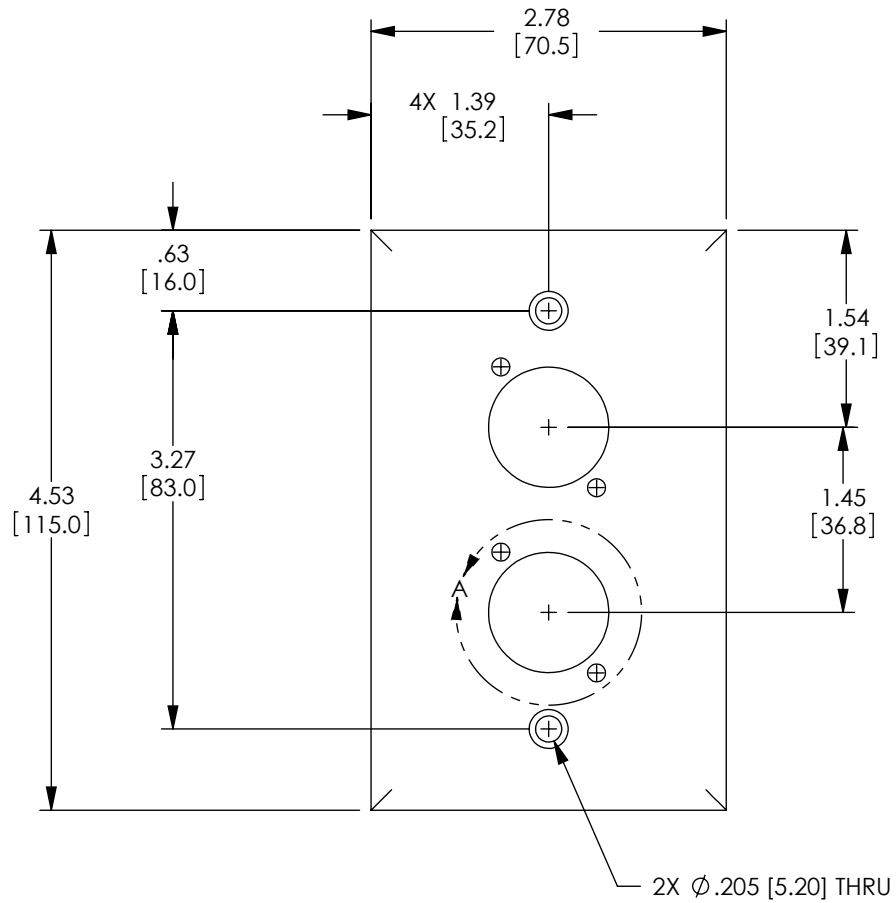

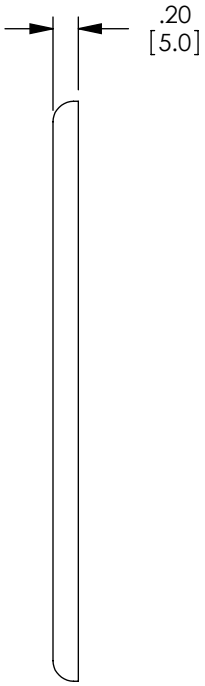

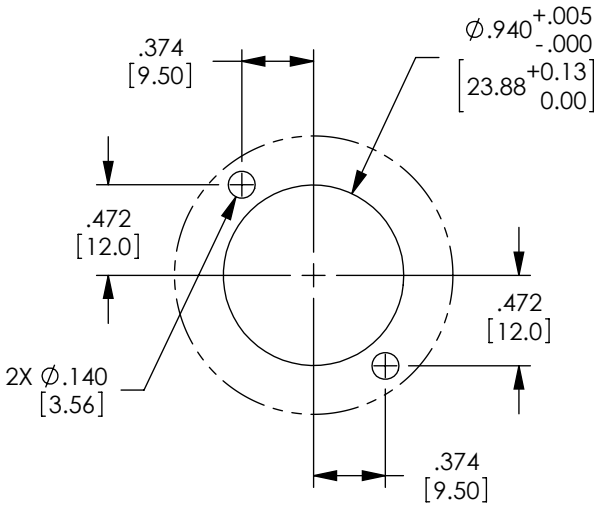

DETAIL A
2 PLACES

NOTES:

1. MATERIAL: 20 GAUGE (.036) STAINLESS STEEL.
2. WALL PLATE SHALL BE INDIVIDUALLY PACKAGED IN ACCORDANCE WITH L-COM SPEC. PS-0031

UNLESS OTHERWISE SPECIFIED,
DIMENSIONS ARE IN INCHES [mm]
OVERALL CABLE LENGTH TOLERANCE:
≤12 [305] = +1 [25] / -0
>12 [305] ≤60 [1524] = +2 [51] / -0
>60 [1524] ≤120 [3048] = +4 [102] / -0
>120 [3048] ≤300 [7620] = +6 [152] / -0
>300 [7620] = +5% / -0%
ALL OTHER DIMENSIONAL TOLERANCES:
.X = ± .2
.XX = ± .02
.XXX = ±.005

PROJECTION

APPROVALS	DATE
DRAWN BY D. CASTRO	7/20/10
CHECKED BY D. PARHAM	7/21/10
APPROVED BY P. MCNEIL	7/21/10

CONFIGURATION DETAILS OF UNDIMENSIONED FEATURES MAY VARY

COLOR VARIATIONS MAY OCCUR

L-COM Global Connectivity
45 BEECHWOOD DRIVE
NORTH ANDOVER, MA
01845

CATEGORY
AUDIO/VIDEO

PRODUCT DESCRIPTION
SS WALL PLATE 2 XLR BLANK

SIZE	FSCM NO.	DWG. NO.	REV.
A	43321	WPXLR-2B	A

SCALE: NONE | CAD FILE: WPXLR-2B.SLDDRW | SHEET 1 OF 1