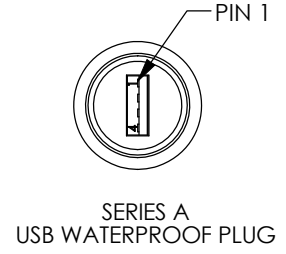
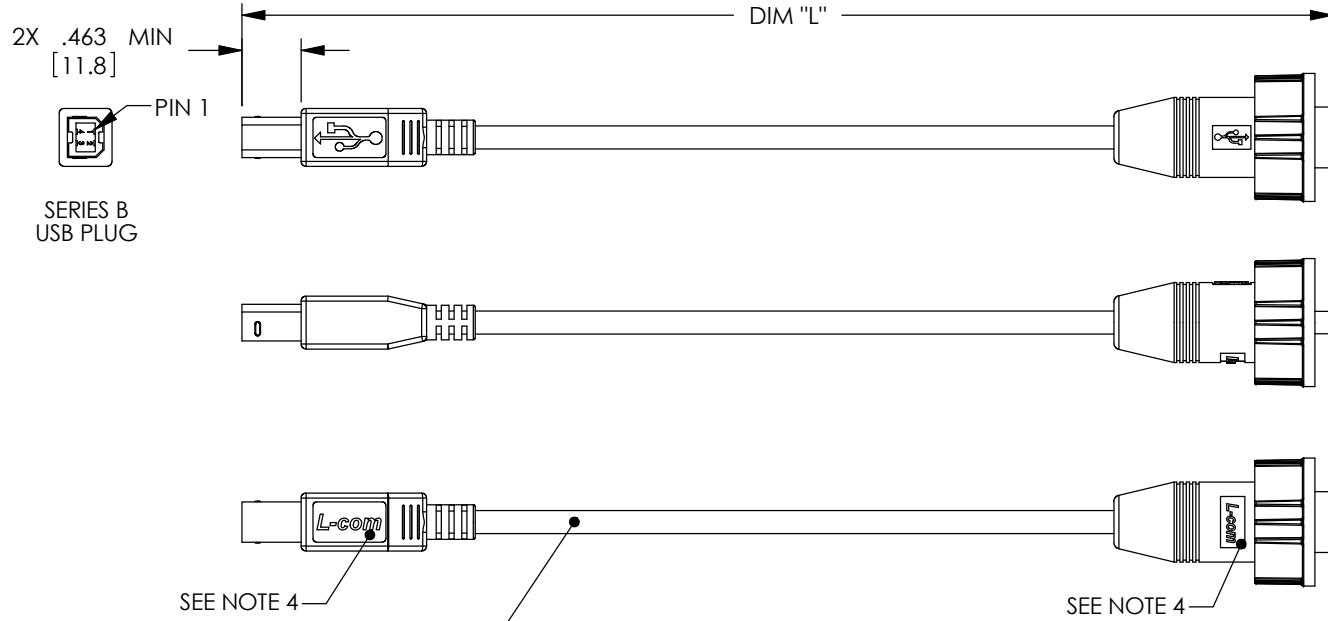


THE INFORMATION CONTAINED IN THIS DRAWING IS THE SOLE PROPERTY OF L-COM, INC. ANY REPRODUCTION IN PART OR WHOLE WITHOUT THE WRITTEN PERMISSION OF L-COM, INC. IS PROHIBITED.

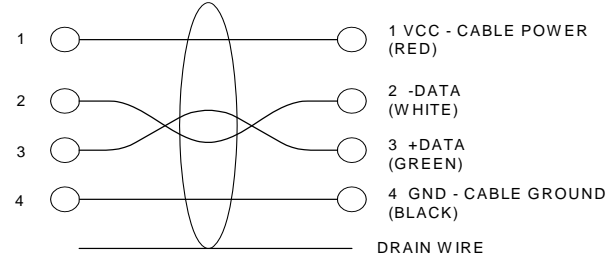
RoHS Compliant ✓

REVISIONS			
REV	DESCRIPTION	DATE	APPROVED
A	APPROVED FOR PRODUCTION	08/08/03	MCCORMICK
B	ECN# 2419 ADDED .463" MIN DIMENSION	05/17/06	MCCORMICK
C	ECN 4303: REVISE PACKAGING NOTE FOR PS-0031	10/2/09	D.FRISIELLO



ONE 28AWG TWISTED PAIR (DATA) PLUS TWO 24 AWG POWER CONDUCTORS. OVERALL ALUMINIZED POLYESTER SHIELD WITH DRAIN WIRE PLUS TINNED COPPER BRAID SHIELD. PVC OUTER JACKET IS BLACK.

MODEL NUMBER	DIM "L" (METER)
WPUSBAB-2M	2.0
WPUSBAB-5M	5.0



WIRING DIAGRAM

- NOTES:
1. THESE CABLE ASSEMBLIES ARE CONSTRUCTED TO MEET THE REQUIREMENTS OF THE UNIVERSAL SERIES BUS SPECIFICATION USB 2.0.
 2. CONNECTOR CONTACTS HAVE 30 MICRONS GOLD PLATING OVER NICKEL PLATING.
 3. THE CABLE SHIELD DRAIN WIRE IS CONNECTED TO THE METAL SHELL OF EACH PLUG.
 4. THE "L-COM" LOGO IS EMBOSSED IN A RECESSED POCKET. THE RAISED LOGO SHOULD NOT PROJECT BEYOND THE OVERMOLD SURFACE.
 5. CABLE ASSEMBLY SHALL BE INDIVIDUALLY PACKAGED IN ACCORDANCE WITH L-COM SPECIFICATION PS-0031.

UNLESS OTHERWISE SPECIFIED, DIMENSIONS ARE IN INCHES [mm] OVERALL CABLE LENGTH TOLERANCE: $\le 12 [305] = +1 [25] / -0$ $>12 [305] \le 60 [1524] = +2 [51] / -0$ $>60 [1524] \le 120 [3048] = +4 [102] / -0$ $>120 [3048] \le 300 [7620] = +6 [152] / -0$ $>300 [7620] = +3\% / -0\%$	APPROVALS	DATE		45 BEECHWOOD DRIVE NORTH ANDOVER, MA 01845		
	DRAWN BY C.MCCORMICK	07/29/2003				
ALL OTHER DIMENSIONAL TOLERANCES: .X = ±.2 .XX = ±.02 .XXX = ±.005	CHECKED BY D.PARHAM	07/29/2003	CATEGORY USB			
	APPROVED BY R.CARRICK	07/29/2003	PRODUCT DESCRIPTION SERIES "B" TO WATERPROOF SERIES "A"			
PROJECTION 	CONFIGURATION DETAILS OF UNDIMENSIONED FEATURES MAY VARY	COLOR VARIATIONS MAY OCCUR	SIZE A	FSCM NO. 43321	DWG. NO. WPUSBAB-2M	REV. C
SCALE: NONE			CAD FILE: WPUSBAB-2M.SLDDRW		SHEET 1 OF 1	