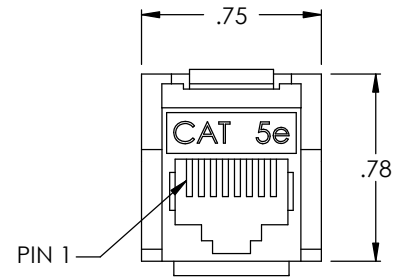
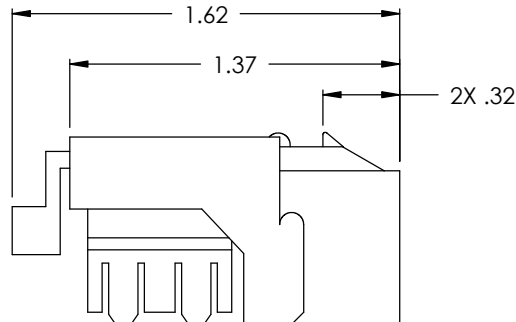
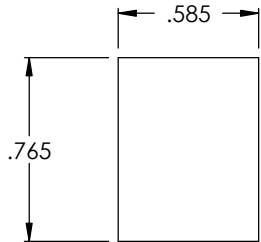
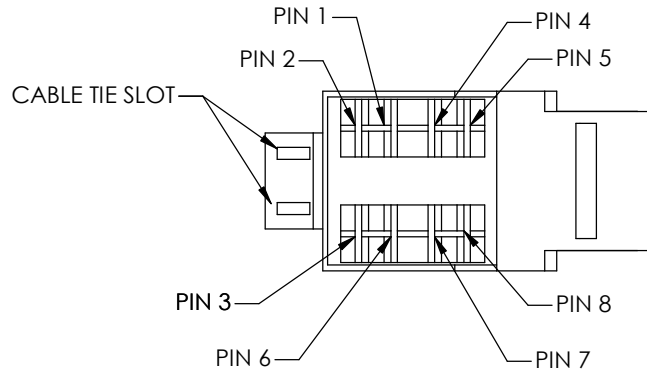


THE INFORMATION CONTAINED IN THIS DRAWING IS THE SOLE PROPERTY OF L-COM, INC. ANY REPRODUCTION IN PART OR WHOLE WITHOUT THE WRITTEN PERMISSION OF L-COM, INC. IS PROHIBITED.

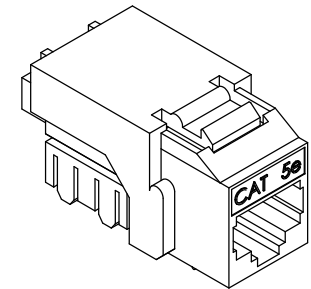
REVISIONS			
REV	DESCRIPTION	DATE	APPROVED
A	INITIAL RELEASE	8/15/03	DFP
B	ECN1535: CHANGED PANEL OPENING. SIZE WAS .580 X .760	10/6/03	DFP
C	ECN1619: ADDED COMPONENT SPECIFICATION TABLE	12/15/03	DFP
.	.	.	.



RJ45 JACK



NOTE:  
1. CABLE TIE SUPPLIED



Component Specification	
<b>Material</b>	
Housing	ABS, UL94V-0 compliant
Contacts	Copper Alloy
Contact Plating	Gold
<b>Design</b>	
Jack	Compliant to mechanical requirements of FCC 68.5 Subpart F
Punch-down	110 (IDC)
<b>Mechanical</b>	
Jack Durability	Minimum of 500 insertion and withdrawal cycles
<b>Environmental</b>	
Operating Temperature Range	0°C to +60°C
<b>Application</b>	
Rating	Category 5e
Panel Thickness	.060" (max)
Termination	Terminal color code and pin numbers on side of adaptor

CS-141

UNLESS OTHERWISE SPECIFIED,  
DIMENSIONS ARE IN INCHES  
TOLERANCES ARE:  
.X ±.1  
.XX ±.05  
.XXX ±.005  
CABLE LENGTH TOLERANCE  
<300" ±5% >300" ±2%

APPROVALS	DATE
DRAWN BY D PARHAM	8/03/2003
CHECKED BY T CLARK	8/15/2003
APPROVED BY C MCCORMICK	08/15/2003

CONFIGURATION DETAILS OF  
UNDIMENSIONED FEATURES  
MAY VARY

<b>L-com</b> CONNECTIVITY PRODUCTS		45 BEECHWOOD DRIVE NORTH ANDOVER, MA 01845	
PRODUCT DESCRIPTION			
KEYSTONE 110-RJ45 CAT 5e JACK (RED)			
DRAWING TITLE			
OUTLINE DRAWING			
SIZE <b>A</b>	FSCM NO. <b>43321</b>	DWG. NO. UJ110C5E-RED-OD1	REV. <b>C</b>
SCALE: NONE		CAD FILE: UJ110C5E-RED-OD1.SLDDRW	SHEET 1 OF 1