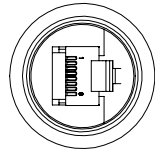


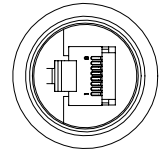
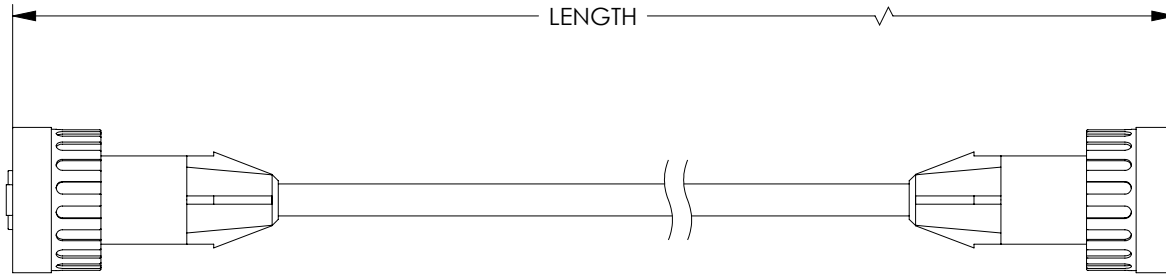
THE INFORMATION CONTAINED IN THIS DRAWING IS THE SOLE PROPERTY OF L-COM, INC. ANY REPRODUCTION IN PART OR WHOLE WITHOUT THE WRITTEN PERMISSION OF L-COM, INC. IS PROHIBITED.

RoHS Compliant ✓

REVISIONS			
REV	DESCRIPTION	DATE	APPROVED
A	INITIAL RELEASE	8/6/12	D.GRIFFIN



2X, INDUSTRIAL RJ45



LENGTH CHART	
MODEL NUMBER	LENGTH METERS [FEET]
TRD3115M-1M	1.0 [3.28]
TRD3115M-2M	2.0 [6.56]
TRD3115M-4M	4.0 [13.12]
TRD3115M-5M	5.0 [16.41]

NOTES:

MATERIAL:
 PLUG HOUSING: POLYCARBONATE, CLEAR, UL94V-0
 CONTACTS: COPPER
 CABLE JACKET: POLYURETHANE, BLACK
 PLUG SHIELDING: COPPER
 COUPLING NUT: ABS

CABLE CHARACTERISTICS:
 SHIELDED, (ALUMINUM/POLYESTER)
 FOUR TWISTED PAIRS MODULAR CORD, 24 AWG
 STRANDED COPPER; UL LISTED COMMUNICATIONS CABLE.
 TYPE CMX.

MISCELLANEOUS:
 IP RATING: IP67
 ASSEMBLY WIRED PER 568B SEQUENCE
 OPERATING TEMPERATURE RANGE: -20°C TO +80°C
 CABLE ASSEMBLY SHALL BE TESTED FOR CONTINUITY.
 CABLE ASSEMBLY SHALL BE INDIVIDUALLY PACKAGED IN ACCORDANCE WITH L-COM SPECIFICATION PS-0031.

UNLESS OTHERWISE SPECIFIED, DIMENSIONS ARE IN INCHES [mm] OVERALL CABLE LENGTH TOLERANCE: ≤12 [305] = +1 [25] / -0 >12 [305] ≤60 [1524] = +2 [51] / -0 >60 [1524] ≤120 [3048] = +4 [102] / -0 >120 [3048] ≤300 [7620] = +6 [152] / -0 >300 [7620] = +3% / -0%	APPROVALS	DATE		45 BEECHWOOD DRIVE NORTH ANDOVER, MA 01845		
	DRAWN BY D.FRISIELLO	8/2/12		CATEGORY TELECOM/MODULAR		
ALL OTHER DIMENSIONAL TOLERANCES: .X = ±.2 .XX = ±.02 .XXX = ±.005	CHECKED BY D.DESJARDIN	8/2/12	PRODUCT DESCRIPTION CBL IND CAT5 568B SHLD			
	APPROVED BY D.GALLAGHER	8/2/12				
PROJECTION 	CONFIGURATION DETAILS OF UNDIMENSIONED FEATURES MAY VARY	COLOR VARIATIONS MAY OCCUR	SIZE A	FSCM NO. 43321	DWG. NO. TRD3115M	REV. A
SCALE: NONE			CAD FILE: TRD3115M.SLDDRW		SHEET 1 OF 1	