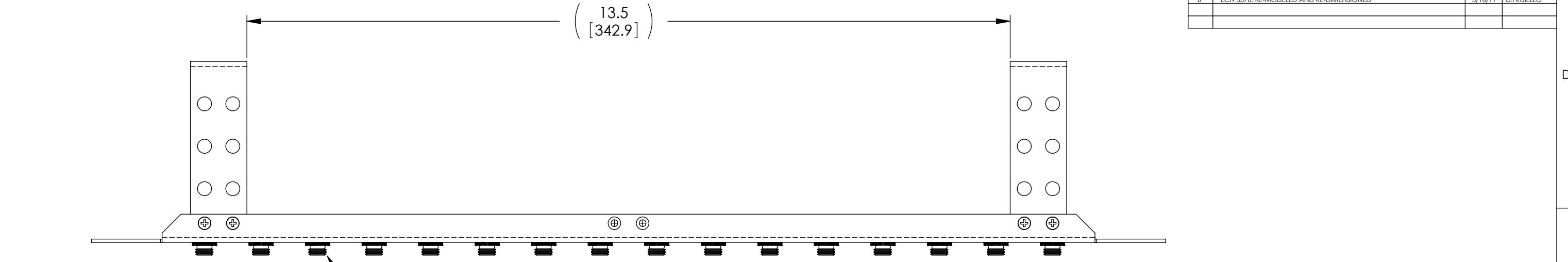


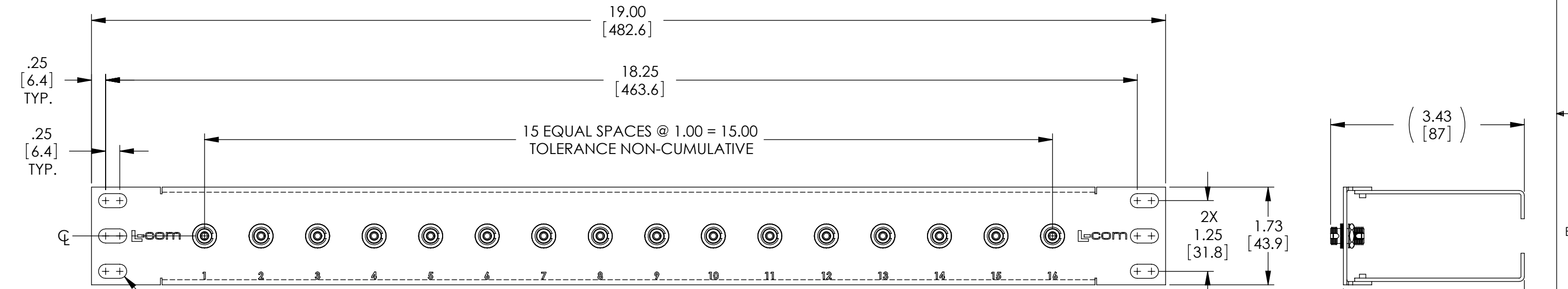
8 7 6 5 4 3 2 1

THE INFORMATION CONTAINED IN THIS DRAWING IS THE SOLE PROPERTY OF L-COM, INC. ANY REPRODUCTIONS IN PART OR WHOLE WITHOUT THE WRITTEN PERMISSION OF L-COM, INC. IS PROHIBITED.

REVISIONS			
REV	DESCRIPTION	DATE	CHANGED BY
A	INITIAL RELEASE	01/23/07	C.BERUBE
B	ECN 5376: RE-MODELED AND RE-DIMENSIONED	3/16/11	D.FRISIELLO



16X FC - FC COUPLER
(CERAMIC SLEEVE)



.25 [6.4] TYP.
.25 [6.4] TYP.

R.125 [3.18] TYP.

2X
1.25 [31.8]
1.73 [43.9]

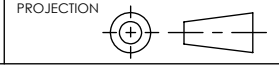
- NOTES:
1. MATERIAL: .06 THICK COLD ROLLED STEEL.
 2. PANEL FINISH: FLAT BLACK POWDER COAT.
 3. SILKSCREEN COLOR: WHITE.
 4. PANEL SHALL BE PACKAGED IN ACCORDANCE WITH L-COM SPECIFICATION PS-0014.
 5. PANEL ASSEMBLY IS SHIPPED WITH DUST CAPS INSTALLED. (NOT SHOWN)

RoHS Compliant ✓

UNLESS OTHERWISE SPECIFIED, DIMENSIONS ARE IN INCHES [mm]
 OVERALL CABLE LENGTH TOLERANCE:
 ≤12 [305] = +1 [25] / -0
 >12 [305] ≤60 [1524] = +2[51] / -0
 >60 [1524] ≤120 [3048] = +4 [102] / -0
 >120 [3048] ≤300 [7620] = +6 [152] / -0
 >300 [7620] = +5% / -0%
 ALL OTHER DIMENSIONAL TOLERANCES:
 .X = ±.2
 .XX = ±.02
 .XXX = ±.005

APPROVALS	DATE
DRAWN BY C.BERUBE	01/23/07
CHECKED BY J.ROBERTS	01/23/07
APPROVED BY P.MCNEIL	01/23/07

CONFIGURATION DETAILS OF UNDIMENSIONED FEATURES MAY VARY
 COLOR VARIATIONS MAY OCCUR



L-com Global Connectivity
 45 BEECHWOOD DRIVE
 NORTH ANDOVER, MA
 01845

CATEGORY: RACK PANELS

PRODUCT DESCRIPTION: 1U RACK MNT PNL W/16 FC SM CPLR+CM

SIZE	FSCM NO.	DWG. NO.	REV.
B	43321	PR175FC16CMB-SM	B

SCALE: 1:1.75 CAD FILE: PR175FC16CMB-SM.SLDDRW SHEET 1 OF 1

8 7 6 5 4 3 2 1