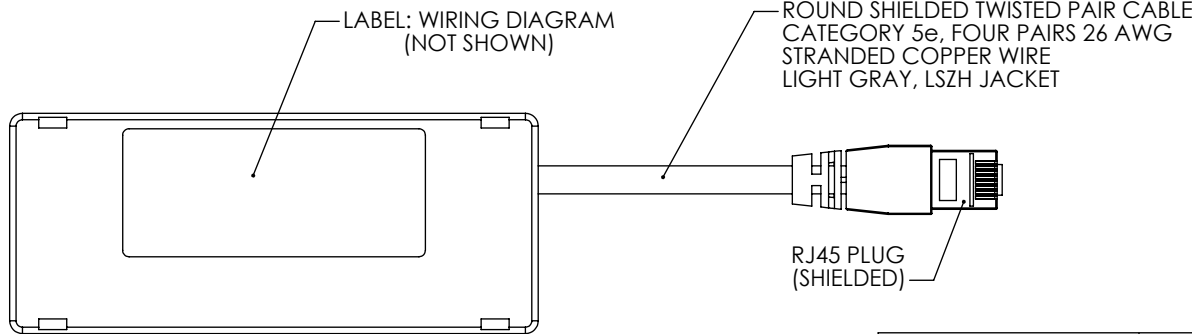
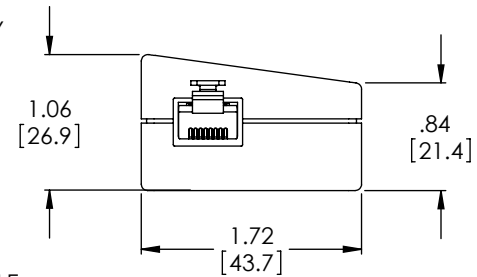
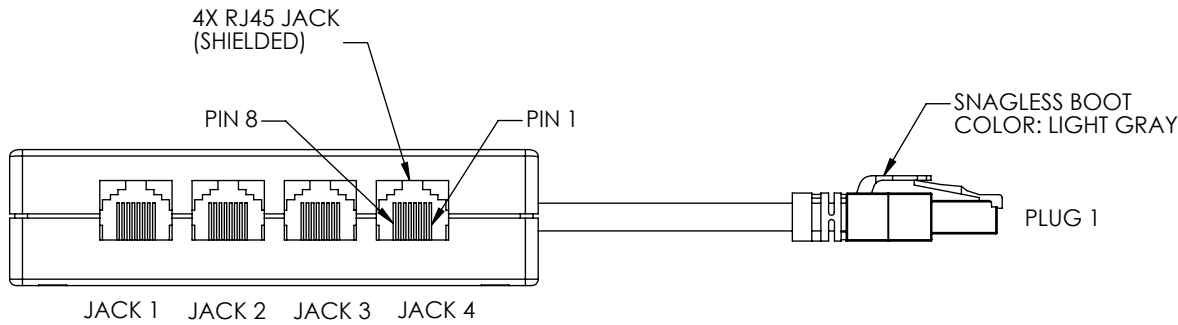
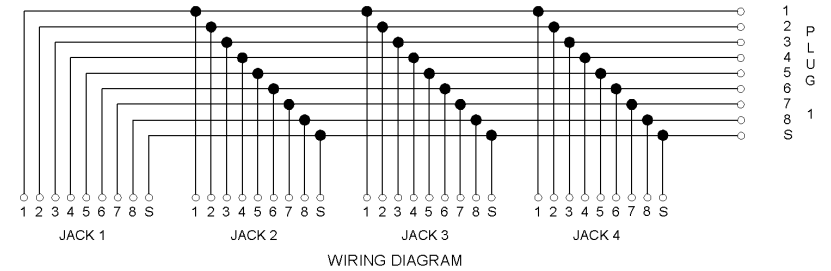
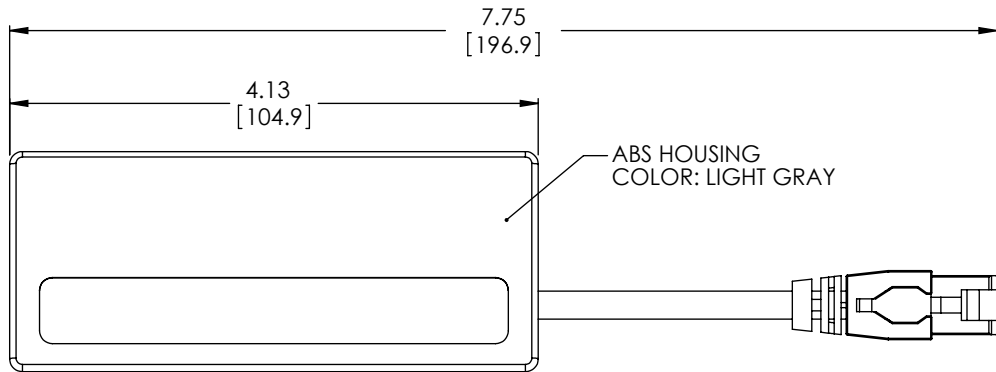


THE INFORMATION CONTAINED IN THIS DRAWING IS THE SOLE PROPERTY OF L-COM, INC.. ANY REPRODUCTION IN PART OR WHOLE WITHOUT THE WRITTEN PERMISSION OF L-COM, INC. IS PROHIBITED.

REVISIONS			
REV	DESCRIPTION	DATE	APPROVED
A	RELEASED FOR PRODUCTION BY Z. WORONKO	1/31/02	D. PARHAM
B	ECN3656: UPDATED CABLE SPEC. UPDATED DRAWING FORMAT.	10/21/08	D. PARHAM
-	-	-	-
-	-	-	-



NOTE:

1. ASSEMBLY COMES WITH 2 SELF-ADHERING FOAM STRIPS.
2. INTERNAL CONNECTIONS MADE WITH INTEGRAL CIRCUIT BOARD.

UNLESS OTHERWISE SPECIFIED, DIMENSIONS ARE IN INCHES [mm] OVERALL CABLE LENGTH TOLERANCE: ≤12 [305] = +1 [25] / -0 >12 [305] ≤60 [1524] = +2 [51] / -0 >60 [1524] ≤120 [3048] = +4 [102] / -0 >120 [3048] ≤300 [7620] = +6 [152] / -0 >300 [7620] = +5% / -0% ALL OTHER DIMENSIONAL TOLERANCES: .X = .3 .XX = .15 PROJECTION 	APPROVALS	DATE	 45 BEECHWOOD DRIVE NORTH ANDOVER, MA 01845	
	DRAWN BY D PARHAM	12/14/2001		
	CHECKED BY T CLARK	12/17/2001	CATEGORY MODULAR	
	APPROVED BY R CARRICK	1/21/2002	PRODUCT DESCRIPTION SPLTR 4(8X8)JK/(8X8)M	
CONFIGURATION DETAILS OF UNDIMENSIONED FEATURES MAY VARY		COLOR VARIATIONS MAY OCCUR	SIZE A	FSCM NO. 43321
			DWG. NO. PMOD4S-1	REV. B
		SCALE: NONE	CAD FILE: PMOD4S-1.SLDDRW	SHEET 1 OF 1