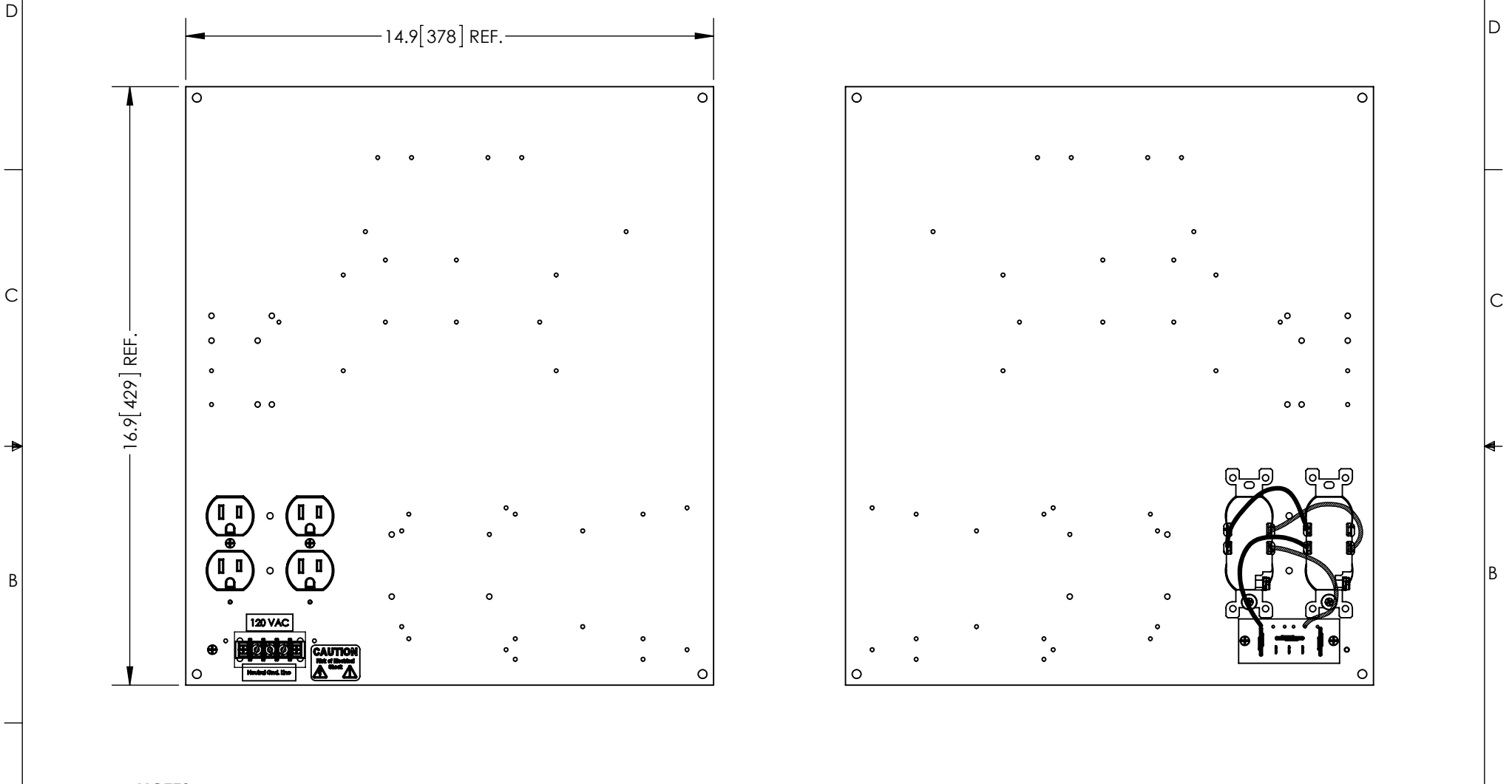


THE INFORMATION CONTAINED IN THIS DRAWING IS THE SOLE PROPERTY OF L-COM, INC. ANY REPRODUCTION IN PART OR WHOLE WITHOUT THE WRITTEN PERMISSION OF L-COM, INC. IS PROHIBITED.


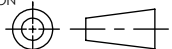
REVISIONS			
REV	DESCRIPTION	DATE	APPROVED
A	INITIAL RELEASE	10/2/13	D.GRIFFIN



NOTES:
PACKAGING:
COMPONENT SHALL BE PACKAGED IN ACCORDANCE WITH L-COM SPEC PKG-00012.

- ALL DIMENSIONS FOR REFERENCE ONLY -

REGULATORY COMPLIANCE:
RoHS, CE

UNLESS OTHERWISE SPECIFIED, DIMENSIONS ARE IN INCHES [mm] DIMENSIONAL TOLERANCES: .X = ±.1 [2.54] .XX = ±.01 [.25] .XXX = ±.005 [.13] ANGULAR TOLERANCES: ALL = ± 1°	APPROVALS		DATE		 45 BEECHWOOD DRIVE NORTH ANDOVER, MA 01845		
	DRAWN BY B.PUCHASKI		09/30/13				
	CHECKED BY P.PESA		09/30/13		CATEGORY ENCLOSURE		
	APPROVED BY P.PESA		09/30/13				
	CONFIGURATION DETAILS OF UNDIMENSIONED FEATURES MAY VARY		PRODUCT DESCRIPTION REPLACEMENT 18 INCH NEMA MOUNTING PLATE 120VAC				
SIZE A			FSCM NO. 43321	DWG. NO. NB18-RP100	REV. A		
PROJECTION 	COLOR VARIATIONS MAY OCCUR				SCALE: NONE	CAD FILE: NB18-RP100.SLDDRW	SHEET 1 OF 1