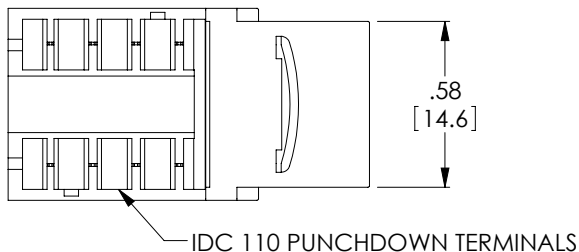
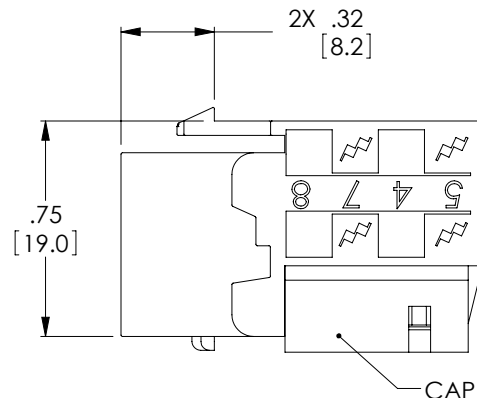
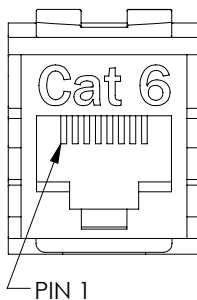
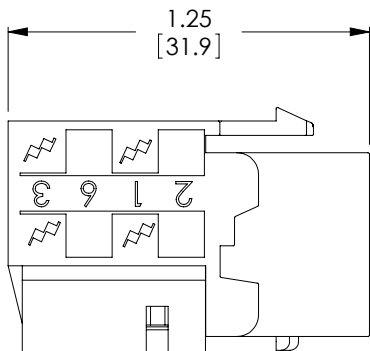
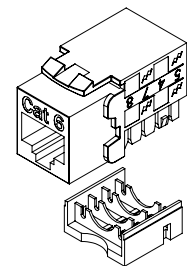
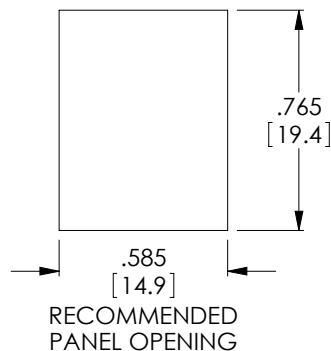


THE INFORMATION CONTAINED IN THIS DRAWING IS THE SOLE PROPERTY OF L-COM, INC. ANY REPRODUCTION IN PART OR WHOLE WITHOUT THE WRITTEN PERMISSION OF L-COM, INC. IS PROHIBITED.

REVISIONS			
REV	DESCRIPTION	DATE	APPROVED
A	INITIAL RELEASE	2/8/11	D.GRIFFIN



CAP NOT SHOWN IN THIS VIEW FOR CLARITY



#### NOTE:

1. HOUSING: ABS COLOR: WHITE
2. JACK IS CATEGORY 6 RATED
3. COMPLIANT TO MECHANICAL REQUIREMENTS OF TIA-1096.
4. ACCEPTS CONDUCTOR SIZES 24 TO 26 AWG
5. JACK IS INDIVIDUALLY PACKAGED IN ACCORDANCE WITH L-COM SPECIFICATION PS-0031.
6. MAXIMUM PANEL THICKNESS: .060 [1.5]

**RoHS Compliant** ✓

UNLESS OTHERWISE SPECIFIED, DIMENSIONS ARE IN INCHES [mm] OVERALL CABLE LENGTH TOLERANCE: ≤12 [305] = +1 [25] / -0 >12 [305] ≤60 [1524] = +2 [51] / -0 >60 [1524] ≤120 [3048] = +4 [102] / -0 >120 [3048] ≤300 [7620] = +6 [152] / -0 >300 [7620] = +3% / -0% ALL OTHER DIMENSIONAL TOLERANCES: .X = ±.2 .XX = ±.02 .XXX = ±.005	APPROVALS	DATE	45 BEECHWOOD DRIVE NORTH ANDOVER, MA 01845	
	DRAWN BY D. PARHAM	02/03/2011		
	CHECKED BY D. CASTRO	02/04/2011	CATEGORY TELECOM / MODULAR	
	APPROVED BY G. GALLAGHER	02/04/2011	PRODUCT DESCRIPTION JACK CAT6 RJ45/110	
PROJECTION 	CONFIGURATION DETAILS OF UNDIMENSIONED FEATURES MAY VARY		SIZE <b>A</b>	FSCM NO. <b>43321</b>
COLOR VARIATIONS MAY OCCUR		SCALE: NONE	DWG. NO. MJS110C6-WT	REV. <b>A</b>
		CAD FILE: MJS110C6-WT.SLDDRW		SHEET 1 OF 1