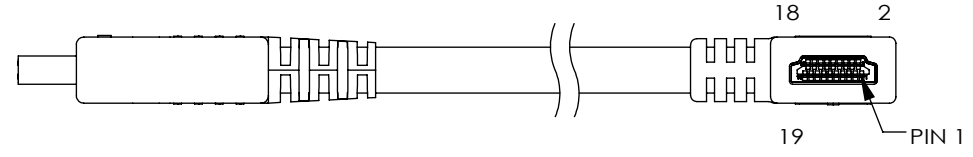
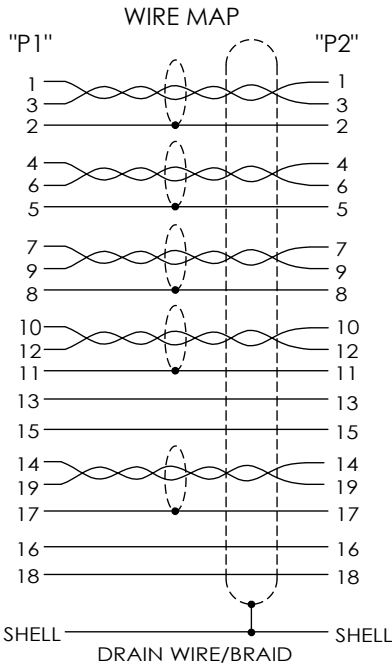
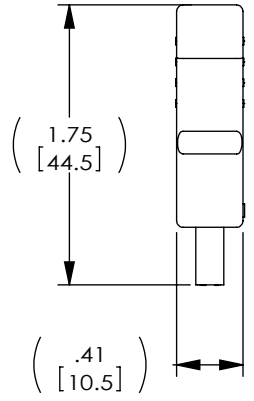
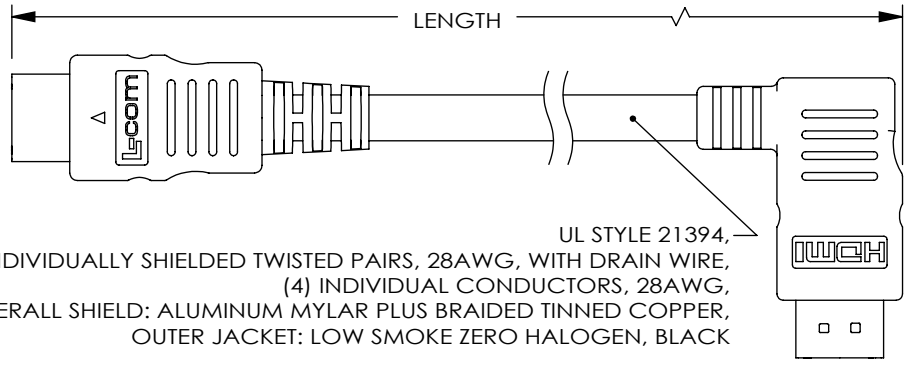
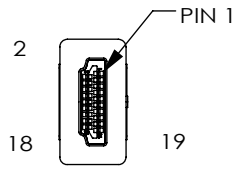


THE INFORMATION CONTAINED IN THIS DRAWING IS THE SOLE PROPERTY OF L-COM, INC. ANY REPRODUCTION IN PART OR WHOLE WITHOUT THE WRITTEN PERMISSION OF L-COM, INC. IS PROHIBITED.

REVISIONS			
REV	DESCRIPTION	DATE	APPROVED
A	INITIAL RELEASE	10/20/11	D.GRIFFIN
B	ECN 9020; REVISED NOTES TO REMOVE HDMI LABEL, NEW DWG FORMAT	12/22/2017	B.ZHANG



MODEL NO.	LENGTH METERS [FEET]
HDRAZ2-0.5	0.5 [1.64]
HDRAZ2-1	1.0 [3.28]
HDRAZ2-2	2.0 [6.56]
HDRAZ2-3	3.0 [9.84]
HDRAZ2-4	4.0 [13.12]
HDRAZ2-5	5.0 [16.41]

NOTES:

- CABLE ASSEMBLY SHALL BE TESTED FOR CONTINUITY.
- CABLE ASSEMBLY SHALL BE INDIVIDUALLY PACKAGED IN ACCORDANCE WITH L-COM SPECIFICATION PS-0031.
- DUST COVERS INSTALLED FOR SHIPPING (NOT SHOWN).

REGULATORY COMPLIANCE:
CE2011/65/EU(RoHS DIRECTIVE)

UNLESS OTHERWISE SPECIFIED, DIMENSIONS ARE IN INCHES [mm] OVERALL CABLE LENGTH TOLERANCE: ≤ 12 [305] = +1 [25] / -0 >12 [305] ≤ 60 [1524] = +2 [51] / -0 >60 [1524] ≤ 120 [3048] = +4 [102] / -0 >120 [3048] ≤ 300 [7620] = +6 [152] / -0 >300 [7620] = +3% / -0% ALL OTHER DIMENSIONAL TOLERANCES: .X = $\pm .2$ [5.08] .XX = $\pm .02$ [.51] .XXX = $\pm .005$ [.13]	APPROVALS DRAWN BY D. CASTRO CHECKED BY D. PARHAM APPROVED BY P. MCNEIL	DATE 10/19/11 10/19/11 10/20/11	50 HIGH STREET NORTH ANDOVER, MA 01845
	CONFIGURATION DETAILS OF UNDIMENSIONED FEATURES MAY VARY	CATEGORY AUDIO/VIDEO	
PROJECTION 	COLOR VARIATIONS MAY OCCUR	SIZE A	FSCM NO. 43321
		DWG. NO. HDRAZ2	REV. B
		SCALE: NONE	CAD FILE: HDRAZ2.SLDDRW
		SHEET 1 OF 1	