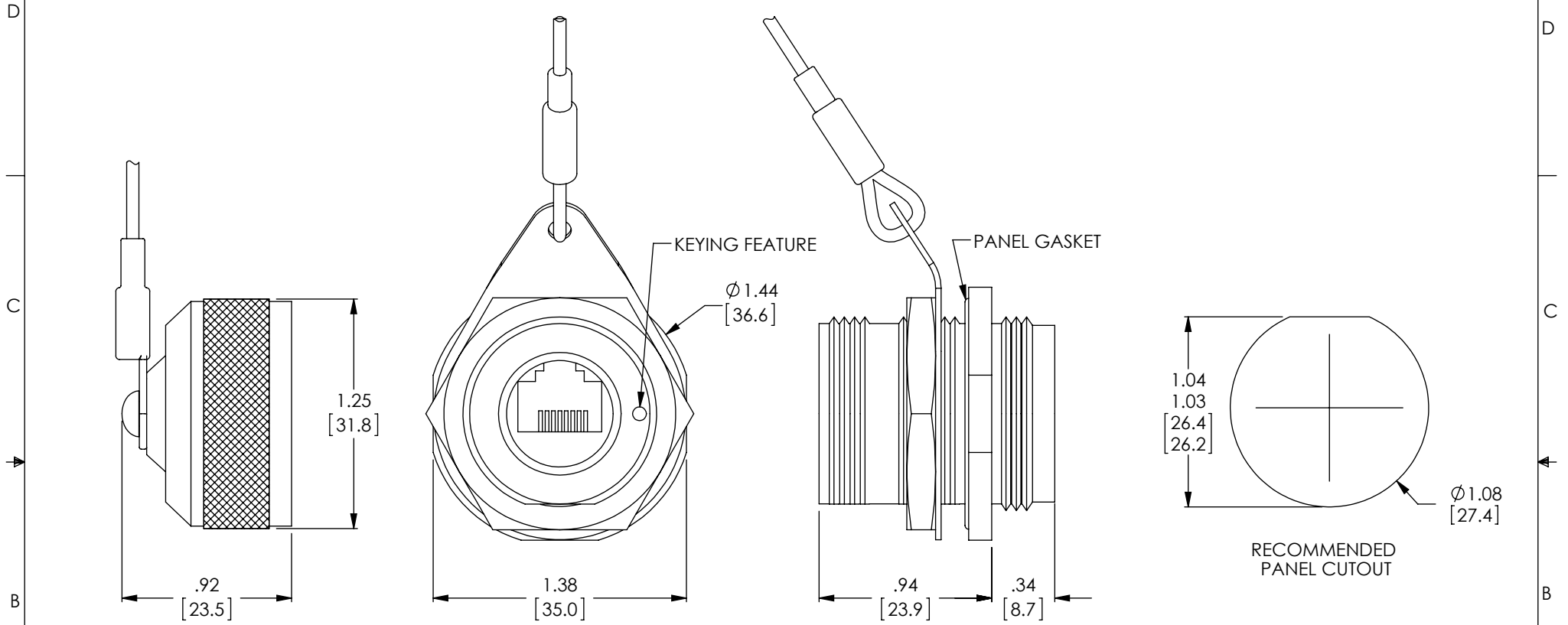



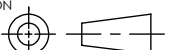
THE INFORMATION CONTAINED IN THIS DRAWING IS THE SOLE PROPERTY OF L-COM, INC. ANY REPRODUCTION IN PART OR WHOLE WITHOUT THE WRITTEN PERMISSION OF L-COM, INC. IS PROHIBITED.

REVISIONS			
REV	DESCRIPTION	DATE	APPROVED
A	INITIAL RELEASE	11/7/11	D.GRIFFIN
B	ECN 6379: UPDATE DRAWING LAYOUT. UPDATED NOTES	9/27/12	D. DESJARDIN



NOTES:

1. MATERIAL:
EXTERNAL PARTS: ALUMINUM/ZINC-NICKEL
INTERNAL PARTS: ALUMINUM
MISC. HARDWARE: STAINLESS STEEL
SEALS: SILICONE
LANYARD: STAINLESS STEEL (NYLON COAT)
2. RATING: IP-68
3. ALL DIMENSIONS ARE FOR REFERENCE ONLY.
4. COMPONENT SHALL BE INDIVIDUALLY PACKAGED IN ACCORDANCE WITH L-COM SPECIFICATION LSP-010-1

UNLESS OTHERWISE SPECIFIED, DIMENSIONS ARE IN INCHES [mm] OVERALL CABLE LENGTH TOLERANCE: $\le 12 [305] = +1 [25] / -0$ $>12 [305] \le 60 [1524] = +2 [51] / -0$ $>60 [1524] \le 120 [3048] = +4 [102] / -0$ $>120 [3048] \le 300 [7620] = +6 [152] / -0$ $>300 [7620] = +3\% / -0\%$	APPROVALS	DATE	 45 BEECHWOOD DRIVE NORTH ANDOVER, MA 01845
	DRAWN BY D. CASTRO	10/17/11	
ALL OTHER DIMENSIONAL TOLERANCES: .X = ± .2 .XX = ± .02 .XXX = ± .005	CHECKED BY D. PARHAM	10/17/11	PRODUCT DESCRIPTION JAM NUT SEALED ZNNI DCAP
PROJECTION 	APPROVED BY D. GUTTAURO	10/18/11	
	SIZE A	FSCM NO. 43321	DWG. NO. ECRK2203U00
	SCALE: NONE	CAD FILE: ECRK2203U00.SLDRW	REV. B
			SHEET 1 OF 1